



**Annual Report 2021**  
**Uva Wellassa University**

**Passara Road, Badulla 90000**  
**Sri Lanka**



## **Vision**

To be the center of excellence for value addition to the national resource base

---

## **Mission**

To produce well-rounded, employable, technocratic and entrepreneurial graduates equipped with knowledge, skills, values and attitudes to make outstanding contributions to the national development whilst excelling in teaching, learning and research with a strong emphasis on value addition to the national resources

## Vice Chancellor's Message



The Uva Wellassa University (UWU) was established in June 2005 with a Vision to be the Centre of Excellence for Value Addition to the National Resource Base of Sri Lanka

All academic programmes of the UWU are aimed at producing well-rounded and employable graduates, with the attitudes, skills and knowledge necessary to make an outstanding contribution for the sustainable development of the country. As an entrepreneurial university, we would like to see our graduates as job providers rather than job seekers.

We consider ourselves, the Students and staff as the UWU Family. Respect & Tolerance, Goal Orientation, Equal Opportunity, Discipline and Entrepreneurship are the core values of our family.

During the short period of our existence, we have proved that the UWU graduates are of exceptional quality and the high employability rates of UWU graduates is a clear evidence for it.

The UWU will become the Center of Excellence for Value Addition respected by all, and will continue to produce graduates, not only endearing for employers, but also who themselves will become the employers!

**Prof. Jayantha Lal Ratnasekera**

## Introduction

---

Uva Wellassa University (UWU) was established on June 1, 2005, as the 14<sup>th</sup> National University in the Sri Lankan State University system. UWU is the first Entrepreneurial University established in Sri Lanka which produces graduates with the capability of using scientific, technological and entrepreneurial knowledge to contribute the economic development of the country. UWU is located on a magnificent mountainous site in Badulla with spectacular panoramic view and spreads across 64 acres of land.

The UWU started with only 153 students, 25 staff members and 5 study programmes offered by 3 faculties in 2006. Currently, UWU has extended to facilitate 3581 undergraduate students to follow 15 study programmes offered by 4 Faculties, with the service of 376 permanent staff members spread across academic, administrative and service divisions. In addition, UWU offers postgraduate degree programmes, external degree programmes, a number of demand-driven certificate and diploma courses, as well as open and distance learning programmes.

Within the short period of its existence, the UWU has accomplished progress in improving its infrastructure, learning environment, physical and human resources, research and development activities adding value to the national resource base, whilst expanding higher education opportunities.

# Table of Contents

---

<b>University Governance</b>	01
I        The Council	01
II       The Senate	02
III      Organizational Structure	04
<b>1. Vice Chancellor's Review</b>	05
1.1      Brief Introduction	05
1.1.1    Details of Student Population - Enrollment, Graduate output and Employability	06
1.1.2    Overview of Academic, Administrative and Non Academic Staff	07
1.1.3    Financial Highlights	08
1.2      Achievements	08
1.2.1    UWU Vice-Chancellor to the Position of CVCD Chairman	08
1.2.2    The Public Sector Best Annual Reports & Accounts Awards - 2021	08
1.2.3    Infrastructure	09
1.2.4    Academic and Research Achievements	09
1.2.5    Student's Achievements	15
1.2.6    Foreign Visits & International Collaborations	17
1.2.7    Distance Learning	17
1.2.8    Workshops, Seminars and Other programmes	18
1.2.9    Career Guidance and Counselling Programmes	19
1.2.10   Staff Development Programmes	20
1.2.11   Library	21
1.2.12   Sports Activities	22
1.2.13   Entertainment: Towards a Balanced Life	23
1.2.14   Planting a Green Future	23
1.2.15   Community Outreach Programmes	25
1.3      Future plans	26
<b>2. Students &amp; Resources</b>	28
2.1      Summary of Students and Human Resources	28
2.2      Enrolment of Students	29

2.4	Graduate Output 2021	32
2.6	Hostels	33
2.7	Scholarships	38
<b>3.</b>	<b>Human Resources</b>	<b>39</b>
3.1	Academic Staff	40
3.2	Administrative Staff	40
3.3	Library Staff	41
3.4	Academic Support Staff	41
3.5	Non-Academic Staff	42
3.6	Distribution of Non-Academic Staff	43
<b>4.</b>	<b>Research &amp; Development</b>	<b>44</b>
4.1	Research, Innovations & Publications	44
4.2	Programmes, Seminars & Workshops	45
4.3	Details of Awards Received	46
<b>5</b>	<b>Capital Works</b>	<b>47</b>
5.1	Details of the Major capital projects and progress	47
5.2	Details of the Rehabilitation projects	49
<b>6.</b>	<b>Audit and Management Committee Report</b>	<b>50</b>
<b>7.</b>	<b>Financial Statements 2021</b>	<b>54</b>
	Certificate of the Accounting Officer	54
7.1	Cost per Student	55
7.2	Summary of Financial Results	56
7.3	Statement of Financial Position	58
7.4	Statement of Financial Performance	60
7.5	Statement of Cash Flows	61
7.6	Statement of Changes in Equity	63
7.7	Summary of Significant Accounting Policies to the Financial Statements	64
7.8	Notes to the Financial Statements	71
7.9	Performance (Control) Report for the Year 2021	88
7.10	Summary of Programme & Project Wise Recurrent Expenditure	89
7.11	Report of the Auditor General	90
7.12	The Answers to the Auditor General Report	97
<b>8.</b>	<b>Achievements of Sustainable Development Goals</b>	<b>101</b>

## University Governance

### I The Council

The Council of the university, constituted in terms of Section 44 of the Universities Act No. 16 of 1978 as amended by Section 24 of the Universities (Amendment) Act No. 07 of 1985, consisted of the following members during the year 2021.

Name	Designation	Appointed Date
Prof. J.L. Ratnasekera	Vice-Chancellor	Ex-Officio Members
Prof. H.M.S.K. Herath	Dean/Faculty of Animal Science & Export Agriculture	
Prof. H.M.J.C. Pitawala	Dean/Faculty of Applied Sciences	
Prof. K.B. Wijesekara	Dean/Faculty of Technological Studies	
Mr. G.H. Abeyweera	Dean/Faculty of Management	
Dr. A.P. Henagama	Senate Representative	April 30, 2021
Prof. E.D.N.S. Abeyrathne	Senate Representative	June 26, 2020
Mr. M. Rubawathanan	Senate Representative	June 26, 2020
UGC Appointed Members		
Mr. Chathuranga Ekanayake	Attorney – at –Law	February 14, 2020
Dr. Susil Denagama	Medical Officer	February 14, 2020
Mr. Anujaka Ranasinghe	Chartered Accountant	February 14, 2020
Mr. Gamini Mahindapala Jopheus	SLAS Officer	February 14, 2020
Mr. S.C.R.A. Upali Nissanka Gunasekera	Attorney-at-Law	February 14, 2020
Mr. Nimal Abeyisiri	Former District Secretary, Badulla	February 14, 2020
Mr. Nimal Dabare	President, Badulla Business Society	February 14, 2020
Emeritus Prof. K.A. Nandasena	Senior Professor, Faculty of Agriculture, University of Peradeniya	February 14, 2020
Mr. M.F. Hibathul Careem	Registrar/Secretary to the Council	

## II The Senate

The Senate, constituted in terms of section 46 of the Universities Act. No. 16 of 1978 as amended by the Act. No. 7 of 1985 consisted of the following members during the year 2021.

No	Name	Position
<b>Vice Chancellor</b>		
1	Prof. J. L. Ratnasekera	Vice Chancellor – Chairman
<b>Deans of Faculties</b>		
2	Prof. H.M.S.K. Herath	Dean/Faculty of Animal Science & Export Agriculture
3	Prof. H.M.J.C. Pitawala	Dean/Faculty of Applied Sciences
4	Mr. G.H. Abeyweera	Dean/Faculty of Management
5	Prof. K.B. Wijesekara	Dean/Faculty of Technological Studies
<b>Professors</b>		
6	Prof. D.K.D.D. Jayasena	Department of Animal Science, Faculty of Animal Science & Export Agriculture
7	Prof. E.D.N.S. Abeyrathne	Department of Animal Science, Faculty of Animal Science & Export Agriculture
8	Prof. K.G. Premathilake	Department of Export Agriculture, Faculty of Animal Science & Export Agriculture
9	Prof. P.M. Sirimanne	Department of Science & Technology, Faculty of Applied Sciences
10	Prof. E.P.S.K. Ediriweera	Department of Science & Technology, Faculty of Applied Sciences
11	Prof. P.I.N. Fernando	Department of Management Sciences, Faculty of Management
12	Prof. H.M.W.M. Herath (with effect from January 27, 2021)	Department of Management Sciences, Faculty of Management
13	Prof. P.B. Ratnaweera (with effect from May 06, 2021)	Department of Science & Technology, Faculty of Applied Sciences
14	Prof. W.A.J.P. Wijesinghe (with effect from January 27, 2021)	Department of Export Agriculture, Faculty of Animal Science & Export Agriculture
15	Prof. P.H.T. Kumara (with effect from March 31, 2021)	Department of Public Administration, Faculty of Management
<b>Head of Departments</b>		
16	Dr. D.C. Mudannayake	Department of Animal Science
17	Prof. A.M.W.K. Senevirathna	Department of Export Agriculture
18	Mr. M. Rubavathanan	Department of Public Administration
19	Ms. Y.M.C. Gunarathna	Department of Management Sciences
20	Dr. J.P.R.C. Ranasinghe	Department of Tourism Studies
21	Dr. A.A.K.K. Jayawardhana	Department of English Language Teaching

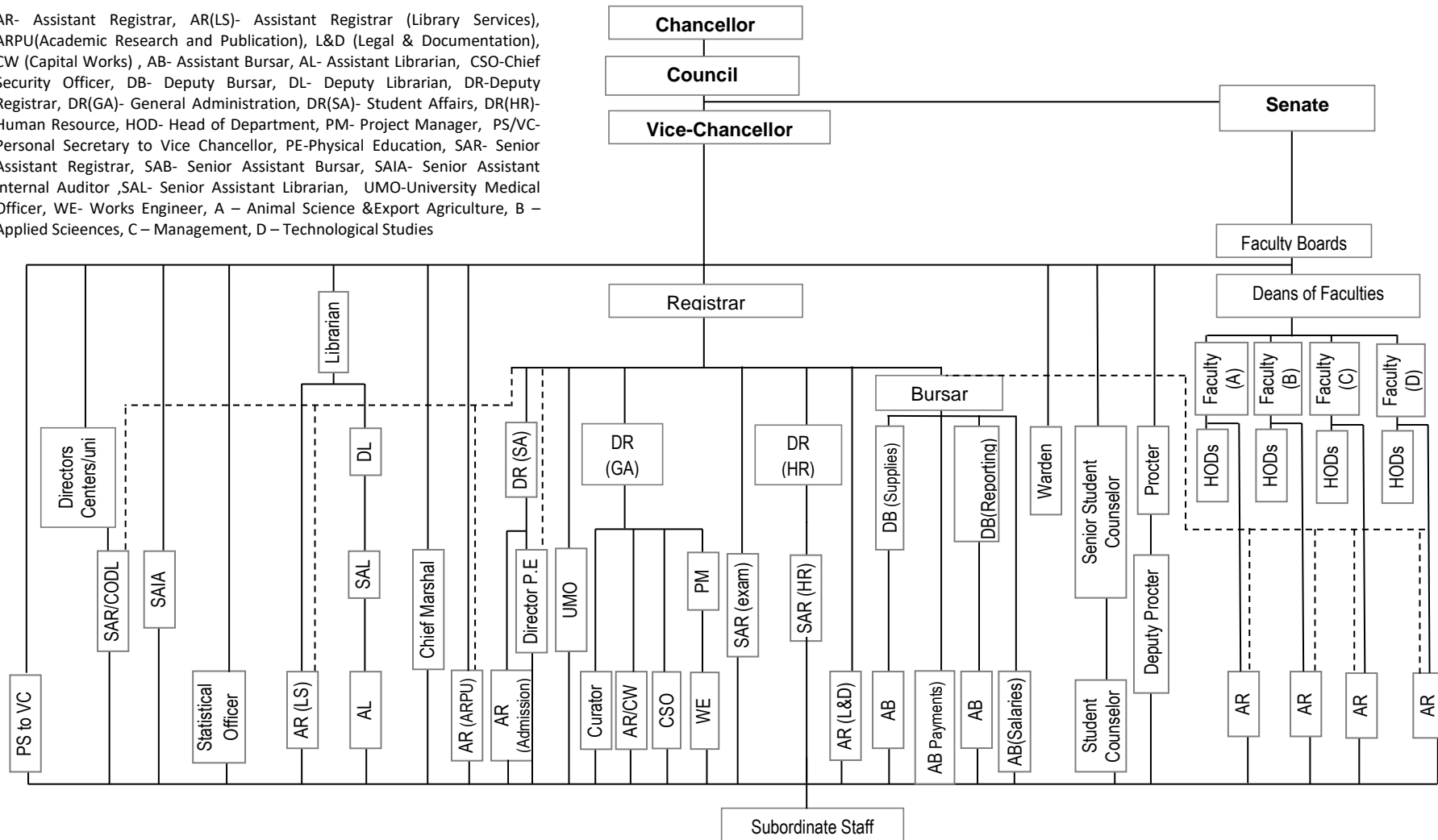


22	Dr. A.P. Henagamage	Department of Science and Technology
23	Ms. S.D.H.S. Wickramarathne	Department of Computer Science & Informatics
24	Dr. A.S. Ratnayake	Department of Applied Earth Sciences
25	Dr. K.G.C. Senarathna	Department of Biosystems Technology
26	Dr. Y.N.S. Wijewardana	Department of Engineering Technology
27	Mr. M.F. Hibathul Careem	Registrar
28	Dr. T. Pratheepan (January 01, 2021-May 02, 2021)	Acting Librarian
29	Ms. D.P.C. Vithana (with effect from May 03, 2021)	Acting Librarian
<b>Faculty Representatives</b>		
30	Dr. R.A.P.I.S. Dharmadasa	Faculty of Animal Science & Export Agriculture
31	Mr. N.P.P. Liyanage (with effect from February 02, 2021)	Faculty of Animal Science & Export Agriculture
32	Dr. I.D. Sinhalage	Faculty of Applied Sciences
33	Dr. E.M.U.W.J.B. Ekanayake	Faculty of Applied Sciences
34	Dr. J. Siyambalapitiya	Faculty of Management
35	Ms. A.K.A. Damunupola (March 16, 2021- October 05, 2021)	Faculty of Management
36	Ms. W.G.S.R. Wijesundara (with effect from October 06, 2021)	Faculty of Management
37	Eng. T.D. Gunawansa (January 01, 2021- June 02, 2021)	Faculty of Technological Studies
38	Dr. G.W.R. Keerthiwansa (with effect from June 03, 2021)	Faculty of Technological Studies
39	Mr. J.A.L. Naveendra	Faculty of Technological Studies
40	Ms. A.M.K. Dewagiri	Assistant Registrar/Examination Division- For Secretary
<b>On Invitation</b>		
41	Dr. A.M.A.N.B. Attanayaka	Director,/Centre for Quality Assurance

## ORGANOGRAM

### UVA WELLASSA UNIVERSITY OF SRI LANKA

AR- Assistant Registrar, AR(LS)- Assistant Registrar (Library Services), ARPU(Academic Research and Publication), L&D (Legal & Documentation), CW (Capital Works) , AB- Assistant Bursar, AL- Assistant Librarian, CSO-Chief Security Officer, DB- Deputy Bursar, DL- Deputy Librarian, DR-Deputy Registrar, DR(GA)- General Administration, DR(SA)- Student Affairs, DR(HR)- Human Resource, HOD- Head of Department, PM- Project Manager, PS/VC- Personal Secretary to Vice Chancellor, PE-Physical Education, SAR- Senior Assistant Registrar, SAB- Senior Assistant Bursar, SAIA- Senior Assistant Internal Auditor ,SAL- Senior Assistant Librarian, UMO-University Medical Officer, WE- Works Engineer, A – Animal Science &Export Agriculture, B – Applied Sciences, C – Management, D – Technological Studies



## 1 Vice Chancellor's Review

### 1.1 Brief Introduction

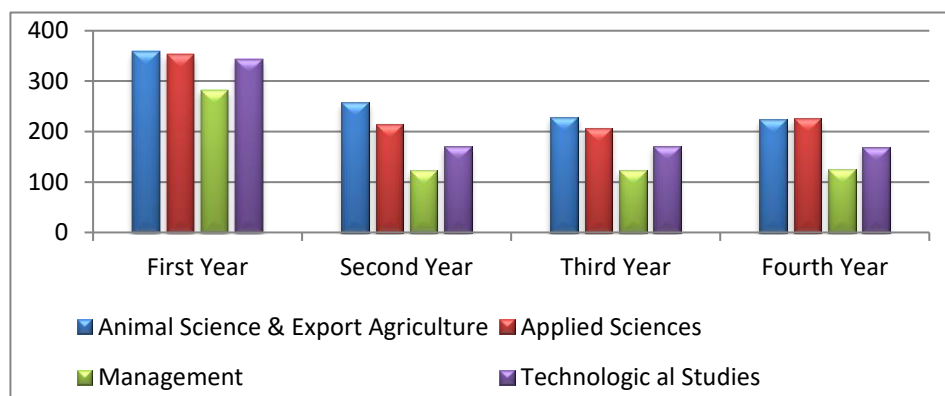
The UWU houses four faculties and offers 15 undergraduate degree programmes catering to the local and global needs. All the degree programmes are multi-disciplinary and focused on entrepreneurial education.

Faculty	Degree Programme
<b>Animal Science &amp; Export Agriculture</b>	<ul style="list-style-type: none"> <li>• Bachelor of Animal Science Honours</li> <li>• Bachelor of Science Honours in Export Agriculture</li> <li>• Bachelor of Science Honours in Tea Technology &amp; Value Addition</li> <li>• Bachelor of Science Honours in Aquatic Resources Technology</li> <li>• Bachelor of Science Honours in Palm &amp; Latex Technology and Value Addition</li> </ul>
<b>Applied Sciences</b>	<ul style="list-style-type: none"> <li>• Bachelor of Technology in Science &amp; Technology (Special Degree)</li> <li>• Bachelor of Industrial Information Technology (Special Degree)</li> <li>• Bachelor of Science in Computer Science &amp; Technology (Special Degree)</li> <li>• Bachelor of Science in Mineral Resources &amp; Technology (Special Degree)</li> </ul>
<b>Management</b>	<ul style="list-style-type: none"> <li>• Bachelor of Business Management Honours in Entrepreneurship &amp; Management</li> <li>• Bachelor of Business Management Honours in Hospitality, Tourism &amp; Events Management</li> <li>• Bachelor of Business Management Honours in Human Resource Development</li> </ul>
<b>Technological Studies</b>	<ul style="list-style-type: none"> <li>• Bachelor of Engineering Technology Honours in Mechanical Engineering Technology</li> <li>• Bachelor of Biosystems Technology Honours</li> <li>• Bachelor of Information and Communication Technology Honours</li> </ul>

Despite the challenges created by global COVID – 19 pandemic, in the year 2021, UWU ensured to continue teaching, learning, working and providing other services to the community by adapting virtual approaches and adjusting on-campus environment adhering to health regulations.

### 1.1.1 Details of Student Population and Graduate Output

In the year 2021, the undergraduate student population of the university continued to grow and reached new historical high of 3581. New intake of student for the year 2021 and students' integration programme 2021 was conducted via online and it enabled the UWU to continue teaching and learning.



**Figure 1.1. Student Population**

Further, majority of the academic activities were continued virtually while conducting examinations through online alternative assessment methods. Additionally, laboratory practical sessions and research activities of final year students and postgraduate students were continued physically in the university premises while strictly following COVID-19 health guidelines, which led to support the students to progress towards their graduation promptly.

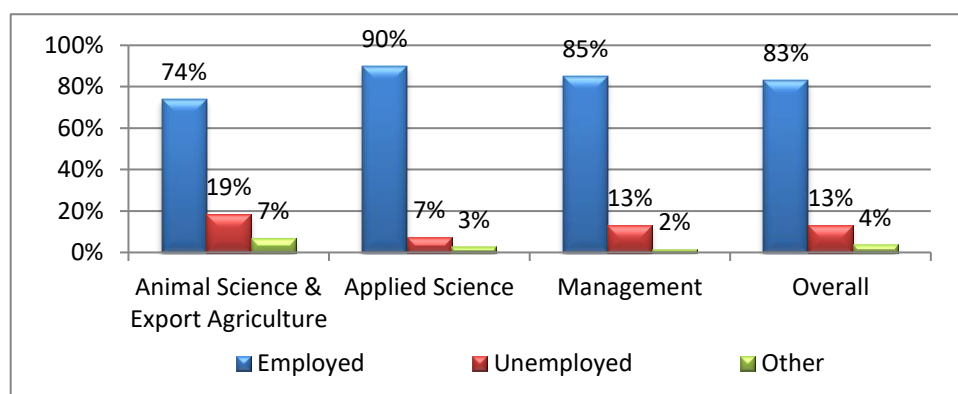
In 2021, 584 students were graduated from all the four faculties including the first batch of students who followed Engineering Technology and Biosystems Technology degree programmes.

**Table 1.1. Graduate Output – 2013-2021**

Degree Programme	2013	2014	2015	2016	2017	2018	2019	2020	2021	Total
Animal Science	36	50	35	42	31	62	46	45	33	380
Export Agriculture	38	37	31	43	34	44	48	48	42	365
Tea Technology & Value Addition	40	42	37	43	19	39	30	38	22	310
Aquatic Resources Technology	-	47	39	39	26	44	36	50	36	317
Palm & Latex Technology and Value Addition	-	39	38	44	17	33	36	36	24	267
Science & Technology	38	35	41	35	51	52	40	48	29	369
Computer Science & Technology	43	39	40	42	68	50	50	50	55	437
Industrial Information Technology	41	40	43	40	31	52	50	56	55	408

Mineral Resources & Technology	49	36	34	31	39	45	51	47	34	366
Entrepreneurship & Management	52	47	47	49	44	54	57	61	59	470
Hospitality, Tourism & Events Management	-	32	51	42	50	48	57	62	59	401
Engineering Technology	-	-	-	-	-	-	-	-	56	56
Biosystems Technology	-	-	-	-	-	-	-	-	80	80
<b>Total</b>	<b>337</b>	<b>444</b>	<b>436</b>	<b>450</b>	<b>410</b>	<b>523</b>	<b>501</b>	<b>541</b>	<b>584</b>	<b>4226</b>

The General Convocation – 2019 was successfully held on December 9-10, 2021 at the university premises following health guidelines. The Employability Survey conducted at the general convocation - 2019, revealed that among the graduates who attended the convocation, 83% of them are employed (Figure 1.2). Thus, the UWU is assuring a promising future to its graduates with higher employability rate.



**Figure 1.2 Employability Rate by Faculty - 2019**

Note: Above figures are based on the Employability Survey conducted at the general convocation-2019 held on December 9-10, 2021. The graduates who are not seeking a job or continuing higher studies are included into the category “Other”.

### 1.1.2 Overview of Academic, Administrative and Non-Academic Staff

Since the establishment of the UWU, three Chancellors and four Vice Chancellors have been appointed by the President of the Democratic Socialist Republic of Sri Lanka. The UWU has a total permanent staff of 376 spread across academic, administrative and service divisions in 2021.

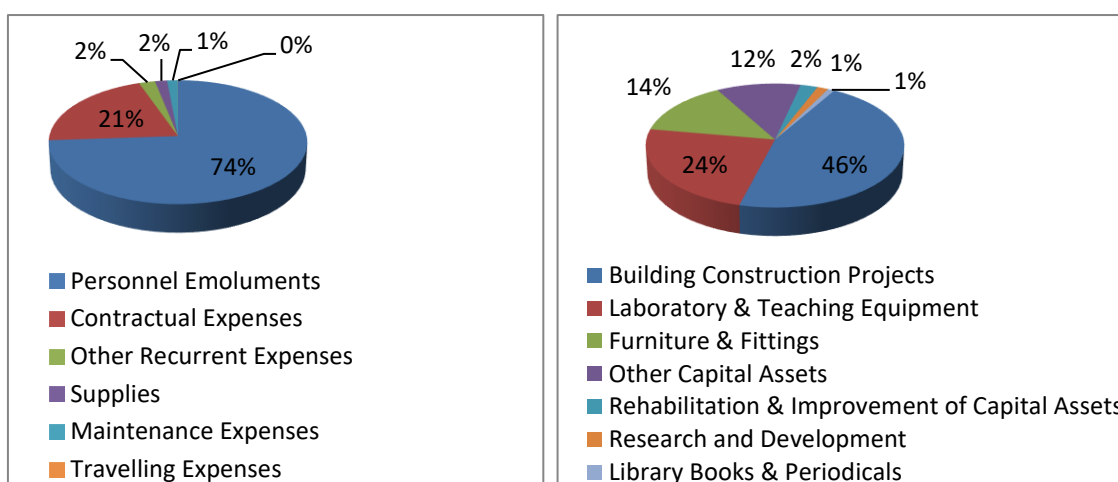
**Table1.2. Total Permanent Staff - 2014-2021**

Category		Year							
		2014	2015	2016	2017	2018	2019	2020	2021
Academic Staff	Professors	-	-	2	6	6	8	8	15
	Associate Professors	-	-	-	-	-	-	-	1
	Senior Lecturers	21	38	45	53	51	60	73	82
	Lecturer/ Lecturer (Prob.)	66	63	69	92	78	85	80	89*
Administrative Staff		16	16	16	21	21	24	22	23
Library Staff		3	3	3	3	4	3	3	3
Non-Academic Staff		4	40	73	130	133	152	151	163
<b>Total</b>		<b>110</b>	<b>160</b>	<b>208</b>	<b>309</b>	<b>289</b>	<b>332</b>	<b>337</b>	<b>376</b>

Note: \*No. 03 Temporary Lecturers recruited under UGC Circular 935 are included herewith

### 1.1.3 Financial Highlights

The financial progress of recurrent and capital expenditure incurred during the year 2021 is indicated below. Accordingly, out of recurrent expenditure, 74% of total expenditure was made to meet personal emoluments and the balance was incurred to meet other expenses. Out of the Capital Expenses, 46% was utilized for building Constructions.



The Covid- 19 pandemic has fundamentally changed the way university is able to work, deliver education and carry out researches. Under the safety regulations and security measures given by the government, studies and office work were mostly done at home at a virtually. The primary objective of the financial strategy was generating sufficient cash flows and managing those grants and funds by utilizing effectively. The government has provided total funds of Rs. 439 million under Capital Grants and Rs. 1,115 million Under recurrent as per the Annual Budget.

As a successful project done by the university by utilizing capital fund was construct the Technology Building. In addition, university cadre was filled with new recruitments and recurrent grants was mainly utilized for those personal emoluments and settling outstanding creditor during the year. Another initiative taken by the university to enhance transparency and accountability of Financial Statements was, all the buildings were revaluated and recorded the revaluations reserves as per the guideline of Sri Lanka Public Sector Accounting Standards (SLPSAS 07) and policy change of Revenue recognition under the Sri Lanka Public Sector Accounting Standards (SLPSAS 11).

Summary of Financial Highlights for the year of 2021 is presented with a various type of parameters which is taken from the Financial Statements and other data sources.

Table below summarizes the cost per student during the last five years.

**Table 1.3. Cost Per Student - 2017-2021 Population**

<b>Year</b>	<b>2017</b>	<b>2018</b>	<b>2019</b>	<b>2020</b>	<b>2021</b>
No of Students	2250	2502	2701	2908	3581
Recurrent Expenditure (Rs. 000)	893,332	1,090,613	1,300,169	1,358,590	1,469,525
Capital Expenditure (Rs. 000)	530,145	458,035	457,755	280,944	624,992
Cost per Student - Recurrent (Rs. 000)	<b>397</b>	<b>436</b>	<b>481</b>	<b>467</b>	<b>410</b>
Cost per Student - Capital (Rs .000)	<b>236</b>	<b>183</b>	<b>169</b>	<b>97</b>	<b>175</b>

## **1.2 Achievements**

In spite of the effects of the global pandemic, in the year 2021, UWU was able to attain several achievements in infrastructure, learning and teaching, research and development activities, physical and human resources and community outreach services as described below. The outstanding accomplishment of UWU is a testament to the dedication and resourcefulness of the staff and students who responded to necessity with a practical willpower to confront adversity and get the job done.

### **1.2.1 UWU Vice-Chancellor to the Position of CVCD Chairman**

The year 2021 was remarkable year as Professor Jayantha Lal Ratnasekera, the Vice-Chancellor of UWU has been elected as the Chairman, Committee of Vice-Chancellors & Directors (CVCD), Sri Lanka for the year 2021.

### **1.2.2 The Public Sector Best Annual Reports & Accounts Awards - 2021**

In recognition of excellent financial reporting, the UWU was awarded the Gold award under the university category at the “Best Annual Report & Accounts Awards – 2021” along with the Annual Conference of APFASL organized by the Association of Public

Finance Accountants of Sri Lanka (APFASL), the Public Sector Wing of CA Sri Lanka. The awarding ceremony was held on December 29, 2021 at the BMICH. The Public Sector Best Annual Reports & Accounts Awards by APFASL plays an integral role in assisting the public sector organizations to improve the quality of annual reports and accounts which leads to enhancing the transparency, accountability and good governance practices.

The occasion was dignified by the Secretary to the Treasury S.R. Attygalle, Secretary to the Ministry of Public Services, Provincial Services and Local Governments J.J. Rathnasiri, CA Sri Lanka President Sanjaya Bandara, APFASL President V. Kanagasabapathy and CA Sri Lanka CEO Dulani Fernando

### **1.2.3 Infrastructure**

Opening ceremony of the newly constructed building complex for the Faculty of Technological Studies was held on the December 28, 2021. Hon. Dinesh Gunawardana – Minister of Education & Leader of House of the Parliament, Hon. Nimal Siripala De Silva – Minister of Labour, Hon. Dilan Perera – Member of the Parliament, Hon. Yadamini Gunawardana – Member of the Parliament & Member of Education Consultative Committee of the Parliament, Hon. A. Aravindh Kumar – Member of the Parliament, Professor Jayantha Lal Rathnasekara – Vice Chancellor of the UWU and a number of other distinguished invitees graced the occasion. The new building consists of four well-equipped state-of-the-art laboratories, three lecture halls, and a lecture theater, undoubtedly creating a pleasant and conducive learning experience for more than 850 enrolled undergraduates.

### **1.2.4 Academic and Research Achievements**

#### **1.2.4.1 First Intake of Master of Business Administration Degree Program (MBA) – 2020/21**

First Intake of Master of Business Administration Degree Program 2020/21 was celebrated at UWU on January 30, 2021, with the participation of the Vice Chancellor of UWU as the Chief Guest, and Mr. Lasantha Wickramasinghe, Chairman of MILCO (Pvt) Ltd as the Guest of Honour. Academic and Non-Academic Staff Members and selected students to the MBA 20/21 program of UWU, have participated.

#### **1.2.4.2 Master of Science in Environmental Technology and Management – MSc (Env Tech Mgt)**

The Master of Environmental Technology and Management - MSc (Env Tech Mgt) Degree Programme offered by the Faculty of Applied Sciences, UWU is a 2-year degree program including course work in the first year and research in the second year, equal to SLQF Level 10. It provides a sound theoretical knowledge in environmental sciences and technologies blended with practical exposure to solve real-world environmental issues. The UGC approval was received for the Master of Science in Environmental Technology



and Management - MSc (Env Tech Mgt) Degree Programme and it was planned to commence the programme by April, 2022.

#### **1.2.4.3 10<sup>th</sup> General Convocation**

The 10<sup>th</sup> General Convocation of UWU was successfully held on December 9-10, 2021 in five sessions at premises of UWU strictly adhering to COVID - 19 safety regulations. This year, Bachelor's degrees on 541 graduands and Mphil degrees on 3 postgraduans were conferred by Thripitakacharya Dharma Keerthi Sri Sumangala Rathanapala Dhammarakkhitha Most Venerable Bengamuwe Sri Dhammadinna Nayake Thero, the Chancellor of UWU. Prof. J.L. Ratnasekera, Vice Chancellor of UWU and the staff members graced the event with their presence. In this 10<sup>th</sup> Convocation, the Faculty of Animal Science & Export Agriculture conferred 217 Bachelor's degree under five degree programmes, the Faculty of Applied Sciences conferred 201 Bachelor's degree under four degree programmes, and the Faculty of Management conferred 123 Bachelor's degree under two degree programmes. The UWU marking a historical moment, the first three MPhil graduates of UWU received their MPhil degrees at the 10<sup>th</sup> General Convocation.

#### **1.2.4.4 5<sup>th</sup> International Research Conference (IRCUWU) 2021**

The 5<sup>th</sup> international Research conference of UWU was proudly held on July 1-2, 2021, as a fully virtual conference. The IRCUWU 2021 focused on exploring new horizons to combat difficulties by opening it under the theme "Exploring Potentials in Challenging Periods" at a time when the entire world is facing one of the most significant challenges in human history, the COVID-19 pandemic. Scholars from all over the globe presented 277 research findings chosen from more than 500 abstracts submitted in ten thematic areas at IRCUWU 2021.

Prof. J.L. Ratnasekera, Vice Chancellor of UWU, presided over the inaugural session of the IRCUWU2021. The event was held at the Main Computer Lab at UWU adhering to all Covid-19 health guidelines. The distinguished chief guest, Senior Professor Sampath Amaratunge, Chairman of the University Grants Commission of Sri Lanka, graced IRCUWU2021. A scholarly keynote speech on "Experiences of Water Pollution Prevention and Control in China during 40 years" presented by Professor Yuansong Wei of the Chinese Academy of Sciences enlightens the event. Furthermore, Professor Ramesh G. Mani from Georgia State University in Atlanta, USA, delivered the second keynote speech on " Potential future applications of graphene; Detection of spin resonance in epitaxial graphene," enhancing the value of the inaugural session.

#### **1.2.4.5 9<sup>th</sup> International Research Conference of the Sri Lanka Forum of University Economists**

Sri Lanka Economic Research Conference (SLERC) 2020 was held on January 21-22, 2021 at UWU under the theme "Restoring Economic Growth and Prosperity of Sri Lanka: Options and Strategies". Deshamanya Professor Emeritus W.D. Lakshman, Governor of the Central Bank of Sri Lanka, graced the event as the Chief Guest and the Keynote Speaker. UWU Vice-Chancellor, Professor Jayantha Lal Ratnasekera, chaired the inaugural session.

The conference was organized as a hybrid event, both physically and online due to the pandemic situation under Prof. P.H.T. Kumara, the Chairman/2020. The SLERC 2020 was hosted by the Faculty of Management and Department of Export Agriculture of UWU.

The Inaugural Session of the Conference was held on the university premises. A panel discussion on Post COVID Revival of MSME Sector of Sri Lanka was held with the participation of eminent academics and renowned business and professional leaders in the field. Sri Lanka Journal of Economic Research (SLJER) (Issue No 01, Volume 8) was launched with a journal review by Professor Sumanasiri Liyanage. A special session on COVID19 Research was conducted while more than 50 original research papers were presented. The 36<sup>th</sup> Meeting of the SLFUE was also held along the SLERC 2020 as a hybrid event.

#### **1.2.4.6 Launching the Inaugural Issue of the “HARVEST” Magazine**

The launching of HARVEST magazine was held on January 20, 2021. The magazine will be published biannually by the Department of Export Agriculture, Faculty of Animal Science and Export Agriculture, of UWU. The objective of the publication is to improve the creativity and written communication skills of undergraduates. The HARVEST will feature news, events, timely important scientific articles, creative writings, research highlights, and innovations.

#### **1.2.4.7 Launching of Blue Earth Magazine**

The Aqua Club of UWU launched the Blue Earth magazine on April 9, 2021 at UWU with the participation of the Vice-Chancellor as the chief guest of the event. The magazine was launched as an e-version and will be published as a biannual magazine in the future. The Blue Earth” magazine focuses on several areas such as novel trends in fisheries, aquaculture, biotechnology, ecosystems etc.

#### **1.2.4.8 Science of Today is the Technology of Tomorrow – Academic Session 2021**

The Department of Export Agriculture, Faculty of Animal Science and Export Agriculture conducted ‘Academic Session 2021’ in the phase of the COVID-19 pandemic, as an online event on August 20, 2021 under the theme of “Science of today is the technology of tomorrow”. This is the second Academic Session consecutively organized by the Department of Export Agriculture, to create a platform for final year undergraduates to experience research dissemination process and it was financially supported under the AHEAD Project. The technical sessions were conducted under four tracks. The ‘Keynote Speech’ was delivered by Mr. Priyanga Dematawa, Chief Operating Officer, DIMO-Agribusiness, Sri Lanka, elaborating the theme of the Academic Session 2021. Closing ceremony was enlightened by the presentation delivered by Dr. Melani Arachchi, Senior Lecturer, Department of Export Agriculture on her PhD research. ‘Academic Session 2021’ ended up successfully with the recognition of six presenters as Merit Awardees for the best research disseminations representing each track.

#### **1.2.4.9 Three Minute Thesis (3MT) Competition 2021 - Faculty of Animal Science and Export Agriculture**

Faculty of Animal Science and Export Agriculture, UWU conducted its first-ever Three Minute Thesis (3MT) Competition on September 15, 2021. Due to the prevailing situation of the country, this was held as an online event and staff members and the undergraduates of the faculty attended the event. Advisory Committee of 3MT Competition 2021 consisted with Prof. Saman K. Herath, Prof. Wasantha Senevirathna and Dr. Deshani Mudannayake. The competition was conducted under three tracks: (1) Animal Science and Aquatic Resource Technology (2) Export Agriculture (3) Tea Technology and Palm & Latex Technology.

The evaluation was undertaken by an expertise panel selected for each track representing internal and external resource personnel. Prof. Saman K. Herath, Dean, Faculty of Animal Science and Export Agriculture highlighted the importance of such a research communication contest at the final round and the 3MT Competition 2021 ended up successfully with awarding certificates for 9 finalists including Grand Champion, the First Runner-up and the Second Runner-up. Dr. S. D. Rathnayaka, Coordinator of the 3MT Competition 2021 delivered the concluding remarks at the end.

#### **1.2.4.10 Social Business Proposal Competition**

Social Enterprise Incubation Cell (SEIC) attached to University Business Linkage (UBL) Cell, organized a business proposal competition among undergraduates of UWU in supporting social business, social innovations, and social entrepreneurship. Out of more than 50 social business proposals, 10 were selected based on a rigorous evaluation process done by UWU experts. The students with the most outstanding social business ideas were selected to provide knowledge and skills in ideation, business planning, business incubation, startup funding, and business networking through a series of workshops scheduled to be conducted by UWU and the outside experts.

#### **1.2.4.11 Tech Fest 2021**

The TechFest is a departmental AHEAD project activity proposed by the Departments of Science and Technology (SCT) and Applied Earth Sciences (AES) to allow students to present prototypes, products, and concept posters based on their research and development projects. The TechFest is organized as a competition for final-year students from the SCT and AES departments. On the August 31, 2021, via Zoom, TechFest 2021 was held as a virtual event. All fourth-year students in the SCT and MRT degree programs were urged to register for TechFest 2021 by filling out an online form, and the registered students presented their research findings. Miss. N. T. Delpechithra conducted the project on "Take care of your protector with healthy natural clay soap" was the winner of Tech Fest 2021

#### **1.2.4.12 UrPitch - 2021**

UrPitch is a competition organized by the Department of Tourism Studies under the Activity 04 of the AHEAD project, expecting to elevate and pitch the innovations and

entrepreneurial thinking of Hospitality, Tourism and Events Management undergraduates while encouraging them to develop their own start-up and addressing real-world market opportunities. After evaluating 65 proposals received at the first round, 20 outstanding proposals were selected for the second round. The grand finale was held on November 9-10, 2021 which took place virtually.

#### **1.2.4.13 UWU Research Award - 2019**

UWU Research Awards - 2019 was held on October 27, 2021 under 5 categories to recognize, appreciate and honor the outstanding contributions and accomplishments in research by the permanent staff members of the university. Outstanding researchers were recognized under five categories of awards. Dr. A.S. Rathnayake, Senior Lecturer (Gr I) of Faculty of Applied Sciences and Prof. H.M.J.C. Pitawala, Professor of Faculty of Applied Sciences were awarded with "Vice Chancellor's Award for the Most Outstanding Young Researcher of the year" and "Vice Chancellor's Award for the Most Outstanding Senior Researcher of the year", respectively.

Further, Certificates for the recognized researchers as per the UGC Circular No. 05/2018 under 4 tiers were awarded. The financial support for the cash prizes for the awardees were given by the Bank of Ceylon and Gangoda Association as partial sponsors.

#### **1.2.4.14 President's Award for Scientific Research - 2018**

The President's Awards for Scientific Research was held virtually on April 6, 2021. Top 100 papers published in the year 2018 in journals with the highest Scimago Journal Ranking (a database of journal citation metrics maintained by Scopus and owned by Elsevier) were selected for awards. Dr. R.P.D. Gunathilaka and Dr. Janaka Siyambalapitiya received the President's Awards.

#### **1.2.4.15 Professor M. U. S. Sultanbawa Award for Research in Chemistry 2021**

Professor M. U. S. Sultanbawa Award for Research in Chemistry 2021 was awarded to Prof. Pamoda B. Ratnaweera of Department of Science and Technology, Faculty of Applied Sciences, Uva Wellassa University at the Inauguration of the 50th Annual Sessions of the Institute of Chemistry, Ceylon held on June 27, 2021 at Adamantane House, Rajagiriya.

#### **1.2.4.16 NRC Merit Awards**

Dr. Niranjana W. Gunasekara of the Department of Export Agriculture and Prof. Pamoda B. Ratnaweera of the Department of Science and Technology of Uva Wellassa University received NRC Merit Awards for Scientific Research on August, 2021, for their work published in the year 2018.

#### **1.2.4.17 Completed the Diploma in Gemmology at Gemmologists Association of Sri Lanka (GASL) with two gold medals**

The Gemmologists Association of Sri Lanka (GASL), a professional body in Sri Lanka, celebrated its 50th Anniversary on the November 6, 2021 and as part of the day's

proceedings awards were presented to the students who completed the Diploma DGen (SL) which is conducted by the GASL annually. R.G Chamal Jaliya, a senior lecturer at Uva Wellassa University was awarded the diploma with the following two gold medals; Best Achiever – Practical and Best Achiever – Overall.

The function was graced by the Chief Guest, Chairman of the University Grants Commission and the Patron of the association, Prof. Sampath Amarathunga and Guests of honour, Retired Major General Vijitha Ravipriya, Director General of Customs; Mr. Thilak Weerasinghe, Chairman of National Gem & Jewellery Authority; Mr. Sisira Kumara, Deputy Postmaster General; Mr. Harsha Pathberiya, Director Export Development Bureau.

#### **1.2.4.18 Record Holder of “Asia Book of Records”**

Dr. T. Pratheepan, Senior Assistant Librarian, was recognized as one of the proud record-holders for “Asia Book of Records” and “India Book of Records” for the maximum number of authors contributing to a book on Covid-19 and its impact. A total of 1,498 authors worldwide contributed articles to the book titled ‘COVID-19 AND ITS IMPACT’ (ISBN: 978-81-947019-4-1), which aims to establish the impact of COVID – 19 on various Multidisciplinary Researches. In addition, Dr. T. Pratheepan contributed as an Editor and Author in the record’s journey.

#### **1.2.4.19 EU Project Signed an Agreement with the Department of Tourism Studies**

The Department of Tourism Studies signed an Agreement with European Union’s Erasmus+ (CESTour) project, ‘Centers of excellence in sustainable tourism to boost economic development and enhance university-business cooperation in Southern Asia (CESTour)’ on April 9, 2021 at UWU premises. Prof. J.P.R.C. Ranasinghe, Head of Department, Department of Tourism Studies was appointed to the CESTour Project Management Board.

The Chairperson for the occasion was UWU Vice Chancellor Prof: J. L. Ratnasekera. Mrs. D.G.C. Jayathunga, Secretary of Uva Provincial Sports and Youth Affairs, Tourism, Transport, Cultural Affairs, and Textile and Small Industries Ministry, Mr. G.H. Abeyweera, Dean of the Faculty of Management, Mr. M.H.F. Careem, the Registrar, Ms. K.T.J. Perera the Bursar, Dr. T. Pratheepan the Acting Librarian, and all the lecturers of the Department of Tourism Studies participated in the event.

#### **1.2.4.20 Faculty of Management Signs MoU with the Sri Lanka Institute of Marketing**

The Faculty of Management, signed a Memorandum of Understanding (MoU) with Sri Lanka Institute of Marketing (SLIM), to offer a gold medal and a scholarship for the Bachelor of Business Management in Entrepreneurship and Management degree program. The MoU was signed by SLIM Treasurer; Chairman, Dr. Jayantha Dewasiri and the UWU Vice Chancellor, Professor Jayantha Lal Rathnasekera. Ms. Y. M. C. Gunaratne, Head of the Department of Management Sciences, and Prof. P.I.N Fernando, Professor in Management have joined the event.

#### **1.2.4.21 MoU signed between Uva Wellassa University and New Frontiers (Pvt.) Ltd.**

Faculty of Animal Science and Export Agriculture of UWU signed a MoU with the New Frontiers (Pvt.) Ltd. on July 15, 2021. In accordance with a mutual desire to promote agriculture and agriculture related sectors of the country, as specified in the MoU, Uva Wellassa University and New Frontiers (Pvt.) Ltd. will act cooperatively by sharing the knowledge, skills and experience possessed by both parties. Prof. Jayantha Lal Ratnasekera, Vice Chancellor, UWU and Mr. Sarath Chandra de Silva, Chairman, New Frontiers (Pvt.) Ltd. endorsed the MoU by putting their signatures representing the two parties. Prof. H.M.S.K. Herath, Dean, Faculty of Animal Science, Prof. A.M.W.K. Senevirathne, Head, Department of Export Agriculture, and Dr. G.A.A.R. Perera, Senior Lecturer, Department of Export Agriculture witnessed the event.

#### **1.2.4.22 MoU signed between Uva Wellassa University and SLT Mobitel**

MoU between UWU and SLTMobitel was signed for establishing strong industry and academic collaborations in order to carry collaborative R&D activities. Aim of this MoU is to innovate and collaborate solutions in the areas such as HealthTech, EduTech, FinTech, AgriTech, MarTech, CleanTech, Smart City, Transport & Logistics, Customer Experience Management and Business Process Automation. The MoU was signed on November 25, 2021, at the Uva Wellassa premises with the participation of; Professor Jayantha Lal Ratnasekera, Vice Chancellor of UWU, Prof. H. M. J. C. Pitawala, Dean, Faculty of Applied Sciences, Ms. S.D.H.S. Wickramaratne, Head of the Department, Department of Computer Science and Informatics and Indika Upajeewa Wijetunga, Deputy General Manager for Digital R&D Lab, Sri Lanka Telecom.

#### **1.2.4.23 Exchange of Education Partnership Agreement between UWU & SLAPCEO**

UWU signed a MoU with Sri Lanka Association of Professional Conference, Exhibition and Event Organizers (SLAPCEO) at the Sri Lanka MICE Expo 2021 held on December 1, 2021 at BMICH becoming the academic partner of SLAPCEO. This was followed by the distribution of saplings to mark the Green Event Certification Program and Prof. J.L. Rathnasekara, Vice Chancellor of UWU, Prof. J.P.R.C. Ranasinghe, Head of the Department of Tourism Studies and Mr. A.M.D.B. Nawarathne, Lecturer attached to the Department of Tourism Studies participated for the event.

#### **1.2.4.24 Signing of License Agreement with Thanuki Products**

The University Business Linkage (UBL) Cell of UWU made a successful move in Commercializing of a research outcome by signing a licensing agreement with Thanuki Products, Nuwara Eliya Road, Balumgala, Boragas for a patented technology on Gluten Free Finger Food for Toddlers (Patent number: 20962), invented by Ms. A.M. Oshanika Kanchanamala, Ms. Madushika Keshani Ranasinghe, and Ms. W.M. Amali Anupama Kulasinghe. The transferring of IP through a non-exclusive licensing agreement between

the two parties was held on November 10, 2021 at Vice Chancellor's Office of Uva Wellassa University.

### **1.2.5 Students' Achievements**

#### **1.2.5.1 Certified Beijing Tourism Expert Course**

The Beijing Municipal Culture and Tourism Bureau launched an e-Learning platform with information about Chinese culture and tourism, which provided fascinating benefits to the first 100 certified bearers. After successful completion of 8 fact packs, 8 webinars and other examination modes, two students from Hospitality, Tourism and Events Management-second year; M.M. Prabodya Kalpani Munasingha and P. Lasitha Dilshan Seneviratne were designated as "Beijing Tourism Expert" and are among the world's first 50 certified experts. Tour Blue Holdings (Pvt) Limited has provided this valuable opportunity to Uva Wellassa University at the early stages of a 3-5-year project planning.

#### **1.2.5.2 UWU Student Researchers Presents at TOURMAN 2021**

Prof. J.P.R.C. Ranasinghe's Research group of 12 UWU students presented their research at TOURMAN 2021 Conference held in Greece during May 21-23, 2021. The conference was hosted and organized by the International Hellenic University, Greece.

#### **1.2.5.3 Best Paper Award at 2<sup>nd</sup> Asia Pacific Virtual Events Conference**

P.G.A.D Ubayawardana, undergraduate student, Mrs. W.G.S.R Wijesundara, Senior Lecturer (Gr II) and Mr. A.M.D.B Nawarathna, Lecturer at Department of Tourism studies, Faculty of Management won the best paper award at 2<sup>nd</sup> Asia Pacific Virtual Events Conference organized by Asia Pacific Institute for Events Management (APIEM-AVEC). The Conference was held in Malaysia on November 24, 2021.

#### **1.2.5.4 UNWTO Students' League Competition 2021**

Undergraduates of Hospitality, Tourism and Events Management at UWU participated in UNWTO Student League competition 2021, which was organized by the the World Tourism Organization (UNWTO) under the theme of "Tourism and Rural Development – Undergraduates student's challenge". Along with the guidance and supervision of Professor, Prof. Ruwan Ranasinghe (Head] / Department of Tourism Studies), Senior Lecturer, Mrs. W.G.S.R. Wijesundara and Lecturer Ms. U.G.O. Sammani, "Team UWU" consist of Ms. M.A.D.M. Ranawaka, Ms. R.N. Wijethunga, Mr. H.S.F. Wijewickrama, Ms. I.S. Narampanawa and Ms. B.D.A.S. Pabasara was able to achieve the 1<sup>st</sup> place in island ranking, 1<sup>st</sup> place in South Asian ranking , 9<sup>th</sup> place in Asian ranking and 17<sup>th</sup> place in world ranking out of 1000 contestants.

#### **1.2.5.5 The Most Creative Narrated Article and The Most Scientific Article Awards to Students of UWU**

Ms. S.P.N.P. Subasinghe and Mr. R.C. Prasad, Fourth year students in the Department of Export Agriculture, Faculty of Animal Science and Export Agriculture, have won the awards for The Most Creative Narrated Article and The Most Scientific Article respectively

at TRACTATE 2020. This International Article Writing Competition on Health Security through Food in the Light of COVID-19, was organized by the Association of Food Science and Technology, University of Sri Jayawardanapura to celebrate World's Food Day.

#### **1.2.5.6 A merit award for UWU at the Inter-University Biology Challenge Competition 2021 organized by the Institute of Biology Sri Lanka**

Inter-University Biology Challenge was organized in 2021 for the second time by the Institute of Biology Sri Lanka targeting the undergraduate students in the biological sciences stream of state universities in Sri Lanka. Ms. Kavindya Thilakarathna, student from the Department of Science and Technology, Faculty of Applied Sciences won a merit award at the competition for her e-poster about the 'Ceylon Rose Butterfly'. Her e-poster was among the best 13 e-posters out of the 141 submissions.

#### **1.2.5.7 The team "Trash for Trade" won 4<sup>th</sup> place in the INSL program**

Uva Wellassa University of Sri Lanka is passionate to bring students to potential makers. For that, we are providing so many resources and opportunities exclusively. Under the provision of guidance from the IEEE Robotics and Automation Society UWUSL, A team called Trash for Trade participated in the INSL program, which was held November 27, 2021 and secured 4<sup>th</sup> place among 1346 startup ideas island-wide. Moreover, Trash for Trade is a plastic upcycling social business model. The vision of this community is to reduce plastic waste through an upcycling process. It is a social innovation idea developed from an Open-Source community called "Precious Plastic".

#### **1.2.5.8 Derana "Start UP 2021"**

Mr. Ishan Lahiru Bandara, a graduate of the Hospitality, Tourism and Event Management degree program and Ms. Thyagi Pabasara, a final year undergraduate of faculty of Animal Science & Export Agriculture have been selected into the top 30 of the Start-Up competition organized by TV Derana for his re-cycled interlock brick concept.

#### **1.2.5.9 Interdepartmental debate competition - 2021 Conducted by Centre for Gender Equity and Equality**

Inter-departmental debate competition was organized by the Centre for Gender Equity and Equality, Uva Wellassa University to familiarize the students with the concepts of Gender Equity and Equality. There were three rounds in the competition and the final round of the competition was held on October 8, 2021 with the participation of Vice-Chancellor as the Chief Guest. The teams who battled in the finals were team Computer Science and Informatics and team Tourism Studies. After a tough competition, team Computer Science and Informatics won the first place. The best debater was Mr. H.D.K.M. Jayasooriya, of the team Computer Science and Informatics.



## **1.2.6 Foreign Visits & International Collaborations**

### **1.2.6.1 Resource Person to an International Virtual Short Course**

Dr. T. Pratheepan participated as a Resource Person in the International virtual short term course on Enlightening of LIS Professionals in Emerging Technologies organized by the Department of Library and Information Science, Madurai Kamaraj University, India in collaboration with the Madras Library Association, India, which took place during April 12-16, 2021. Dr. T. Pratheepan delivered a speech on the Emerging Role of Libraries and Librarians.

### **1.2.6.2 International Professional Development Programme on Scholarly Publishing Resource Person to an International Virtual Short Course**

Dr. T. Pratheepan participated as a Resource Person in the International Professional Development Programme on Scholarly Publishing: Swirls Unfurl organized by the Patrician College of Arts & Science, India, which took place during June 14-8, 2021. He talked about Drafting Scholarly content using online tools.

## **1.2.7 Distance Learning**

### **1.2.7.1 Upcoming External Degree programmes**

- **Bachelor of Information Technology (BIT) (External) Degree Programme**

The revised curriculum was presented at the University Grants Commission and the comments/ suggestions are being incorporated.

- **Bachelor of Science (External) Degree Programme**

The proposal was sent to the University Grants Commission for its approval.

### **1.2.7.2 Certificate Courses and Diploma Courses**

- **Diploma in Management**

Selection interviews were held on July 31, 2021 September 19, 2021 and November 19, 2021 and 127 applicants have been selected for registration. Breakeven point of the course is 50 seats. It was granted a period up to January 18, 2022 for students' registration. Day classes of the course are scheduled to be commencing from end of January, 2022 via zoom.

- **Advanced Certificate Course in Agribusiness Management**

47 students have registered for the program and commenced the academic activities on December 11, 2021 after the second wave of COVID – 19. However, the lectures were started via zoom until further notice due to the prevailing situation of the country.

- **Short Course in Robotics Arduino Programming – 2020**

15 Students Successfully completed the course and the results of the course will be issued in January, 2022.

## **1.2.8 Workshops, Seminars and Other programmes**

### **1.2.8.1 Brown Bag Lunch Sessions**

The Faculty of Management, UWU successfully completed fifty-two workshops as “Brown Bag Lunch Sessions” . Out of fifty-two sessions twenty two sessions were conducted during the last two months for UWU undergraduates by reputed industry professionals and academic experts in various universities. All the Brown Bag Sessions were conducted focusing on different subject areas such as Human Resource Management, Marketing and Brand Management, Research Methodology, Data Analysis, Product and Operations Management and Financial Accounting with the aim of enhancing the knowledge and skills of the undergraduates.

### **1.2.8.2 Introductory Course on Building Services Technology**

An Introductory course on Building Services Technology was conducted for Bachelor of Engineering Technology Honours in Mechanical Engineering students attached to the Dept. of Engineering Technology via online mode. The program was moderated by Dr. Y. N. S. Wijewardana, Head of the Department of Engineering Technology.

### **1.2.8.3 Heritage Tourism Issues from a Global Perspective**

The webinar on “Heritage tourism Issues from a Global Perspective” was conducted by Prof. Dallen J. Timothy, Professor, School of Community Resources and Development, Arizona State University for the third year undergraduates of Hospitality, Tourism and Event Management degree program on December 7, 2021.

### **1.2.8.4 Software Quality Assurance to Quality Engineering**

The main objective of this workshop is to provide expertise, knowledge, and experience from the IT Industry to our undergraduates to shape up their knowledge and skills in the particular area. The workshop was arranged with the collaboration of the Department of Computer Science and Informatics and SLASSCOM. The resource persons for this workshop were professionals from reputed software companies. The session mainly focused to demonstrate the practical outcome of Software Quality Assurance and Quality Engineering with Automation, Security, and Performance Testing.

### **1.2.8.5 Innovations, Inventions & Industrial Perspective**

The University Business Linkage (UBL) Cell of UWU organized a webinar on “Innovations, Inventions & Industrial Perspective” conducted by industry professionals to enhance the awareness of junior academic staff members regarding the industrial perspective on innovations and inventions. The workshop was successfully held on September 23, 2021 via Zoom Platform. The objective of the workshop was to discuss Industrial perspective on inventions and innovations, industrial perspective on commercialization and commercializable products, why products fail, and direction towards R&D.

### **1.2.8.6 Post-Covid 19 Era and Innovations**

The University Business Linkage (UBL) Cell of UWU organized a workshop on "Post-Covid 19 Era and Innovations" to enhance the awareness of Lecturers (Probationary) and junior academic staff members on different aspects of innovations and inventions with the new-normal situation of post-covid 19 era. The workshop was conducted by the academic experts in various universities on December 16, 2021 at the Main Lecture Theater and it was. The objective of the workshop was to discuss, new product development and private sector perspective, immunity interest and innovations, and involvement of lab animals in research with post-covid era.

### **1.2.9 Career Guidance and Counselling Programmes**

#### **1.2.9.1 Virtual Career Fair 2021**

The first virtual career of UWU was organized by Career Guidance Unit of UWU to provide a platform for interaction among the Faculties and Students; prospective employers from the industries and services sector; HR Consultants and Career Counseling firms. This was held on August 28-29, 2021. Additionally, workshop series were conducted from August 23-28, 2021 to increase the awareness of the broad array of career opportunities and skill developments to ready final year students for work of the world. A total of 57 employers representing different sectors were registered and offered 98 job placements.

#### **1.2.9.2 Build Your Career**

A 2-days webinar on "Build Your Career" was held on November 27-28, 2021 for third year undergraduates of the Hotel, Tourism and Events Management degree program & Entrepreneurship and Management degree program for the course of Career Development. The session covered on creating a professional CV and cover letters which was conducted by Mr. Hashan Opatha, Group Executive – Human Resources of Teardrop Hotels (Pvt) Ltd.

#### **1.2.9.3 Developing Employability Skills**

A webinar on "Developing Employability Skills" was held on December 11, 2021 for the first-year undergraduates of Hotel, Tourism and Events Management degree program & Entrepreneurship and Management degree programs for the course of Career Development. The session covered on developing employability skills of undergraduates and the session was conducted by Mr. Roshan Niwunhella, the General Manager – Group HROD of Anunine Holding (Pvt) Ltd.

#### **1.2.9.4 Career Counselling Programme**

The Phase III – Session I of the Career Counselling Programme organized by the Department of Tourism Studies was held successfully on December 7 and 13, 2021 under the Activity 05 of AHEAD departmental development project. Mr. Deepal Wijayasekara, Career Counselor of Sabaragamuwa University of Sri Lanka conducted the session for the

third year undergraduates of the Hospitality, Tourism and Events Management degree programme.

## **1.2.10 Staff Development Programmes**

### **1.2.10.1 The CTHE Programme**

The 9th Certificate Course in Teaching in Higher Education (CTHE) programme offered by Staff Development Center (SDC) was successfully completed on April 7, 2021. Seven staff members, received the certificate of completion. Following staff members who performed well in the CTHE programme were rewarded this year.

Overall Performer : Dr. W.D.C.C. Wijerathne

Best Presenter : Dr. W.D.C.C. Wijerathne

Best Portfolio : Dr. M.A.R.L. Samaraweera and Dr. W.D.C.C. Wijerathne

The 10th CTHE programme was commenced on October 7, 2021. A total of 26 newly recruited staff members are following the Programme.

### **1.2.10.2 Psychological Counsellors' Training Programme**

A Psychological Counsellors' Training Programme was coordinated by the Faculty of Applied Sciences and Twenty Sessions were conducted bi-weekly for five months at Staff Development Center (SDC). The purpose of the workshop was to provide the participants with advanced knowledge in major models of consultation and the consultation process. The training program covered Professional Counseling, Diagnosis of Mental and Emotional Disorders, Personality Disorders, Youth Counseling, Human Sexuality, etc. Mr. Akila A. Bandara the Counsellor of the Career Guidance Unit of UWU participated as the Resource Person for this training session.

### **1.2.10.3 Training Program on Introduction to Mental Health**

A Training program on 'Introduction to Mental Health' was held on March 24, 2021 for permanent academic staff members of the Faculty of Applied Sciences, under the AHEAD Projects. It was held at the Main Lecture Theater at UWU. The purpose of the training was to provide an introduction to mental health including the diagnosis of mental and emotional disorders. Dr. Kamal Walgama, the Consultant Psychiatrists of the Provincial General Hospital Badulla participated as the Resource Person for this workshop.

### **1.2.10.4 Refectory 2021**

Enterprise and Events Management Unit (EEMU) organized a practical workshop with the aim of grooming personality on Table Etiquettes of newly recruited academic staff members to the UWU. Event held at HTE Laboratory on March 24, 2021 with 20 participants.

## 1.2.11 Library

### 1.2.11.1 Library Collection

The present Library collection encompasses over 21,800 printed and non-printed materials. The e-repository consists of 3061 past papers, 2078 thesis and 2055 conference proceedings. It possesses a collection covering a vast area of subject disciplines. It also owns collections of general reading materials, CDs and DVDs, and online journal collections etc.; to uplift the user quality through varying content access. Library uses the Dewey Decimal Classification (DDC) system to classify the books.

### 1.2.11.2 Library Usage

Month	Lending section		Permanent Reference Section Usage	Reading Section Usage
	Student Usage	Staff Usage		
January	60	42	33	1507
February	110	78	75	947
March	75	119	38	872
April	75	64	55	640
May	20	54	21	199
June	-	2	-	-
July	-	41	-	-
August	-	58	-	-
September	-	22	-	-
October	5	69	-	-
November	16	45	3	-
December	-	35	-	-
Total Usage	361	629	222	4165

Note: Usage was decreased due to the pandemic situation.

### 1.2.11.3 Launching of SLLA Gateway

SLLA Gateway was launched on June 16, 2021 to provide authenticated web resources access to Sri Lankan Community. Ms. D. P. C. Vithana, Acting Librarian of UWU contributed as a member of the Academic Libraries Group of the Sri Lanka Library Association (2020/21) for the establishment process of SLLA Gateway.

### 1.2.11.4 Workshops/Seminars/Training Programmes

The Webinar on “Guided Tour of the Taylor & Francis e Books and E- journals” was organized by the Taylor & Francis Group coordinate by the Dr. K. M. R. K Kulathunga ( Senior Assistant Librarian) for the UWU Community was held on June 11, 2021. Also, another webinar on “ Training Sessions from Oxford University Press” coordinated by Dr. K. M. R. K. Kulathunga ( Senior Assistant Librarian) for the UWU community, was held on July 20, 2021.

Ms. D. P. C. Vithana, Acting Librarian of UWU contributed as the resource person for the following workshops/webinar/online training organized in 2021.

- Online training on “Google Workspace for library office work” organized by the Academic Group of SLLA (2020/21) for University, School and Public, Librarians, Library Information Assistants, and other interested persons in Sri Lanka
- Workshop on " Library Services through Internet-based Services" organized by Seethawaka Pradeshiya Sabha as a part of the Library Automation Projects conducted by Open University
- Online Webinar on “ Digital Literacy and Online Learning Resources” for Diploma Students of University Colleges
- Online Workshop on “ Social Media for Library Services - Reaching the unreachable in the digital era” organized by Kandy Public Library

### **1.2.12 Sports Activities**

#### **1.2.12.1 International Day of University Sports (IDUS) 2021**

Sri Lanka Universities Sports Association had organized the International Day of University Sports on 20<sup>th</sup> September, 2021 via online. Professor Rasika Perera Senior Lecturer / Medical Faculty University of Sri Jayawardanapura, Mr. Jehan Mubarak Former Cricketer and Mr. Dian Gomes , Former Chairman of Hela Clothing and former Group Director of the USD 3 billion Conglomerate were dignified the event as resource persons. Director / Physical Education, Instructor / Physical Education of UWU and 26 students were participated in this event representing UWU.

#### **1.2.12.2 Virtual Inter University Chess Championship**

The first Virtual Inter University Chess championship which was organized by University of Moratuwa in collaboration and supervision of SLUSA was held on November 6-8, 2021. Both Men and Women Teams were participated the event representing UWU and Mens’ team secured the 06<sup>th</sup> Place and Women’s team received the 11<sup>th</sup> Place among 15 Universities.

#### **1.2.12.3 Virtual Inter University Teakwondo Championship**

Inter University Teakwondo Championship which was organized by University of Kalaniya in collaboration and supervision of SLUSA was held November 11-14, 2021. Both Men and Women Teams of UWU were participated the Teakwondo championship. The UWU students won Teakwondo (Poomse) 03 Bronze medals ( Men – 01 and Women 02).

#### **1.2.12.4 Virtual Inter University Karate Championship**

Inter University Karate Championship which was organized by University of Peradeniya in collaboration and supervision of SLUSA was held on November 15-26, 2021. Both Men and Women Teams of UWU were participated the Karate championship.

#### **1.2.12.5 Virtual National Olympic Academy – 2021**

The National Olympic Committee of Sri Lanka (NOC SL) has embarked on an important Olympic Education Programme of imparting knowledge on “Olympism” managing and administering sport with Physical Education. Following two students were participated on December 6-9, 2021.

- B.A.U.P.S. Kumara (M) UWU/TEA/14/024
- W.M.C.A.Wickramasinghe (W) UWU/ENM/17/08

#### **1.2.13 Entertainment: Towards a Balanced Life**

##### **1.2.13.1 Music Evening**

An Art Appraisal Evening was held Online on June 26, 2021 organized by the Art Club of UWU with the participation of more than 150 undergraduates of state universities including UWU. The Critique on selected songs was conducted by Mr. Jagath Kulathilka, Academic Advisor to the Art Club, UWU.

##### **1.2.13.2 Film Discussion**

A Film Critique about the Academy Award winning movie “Parasite” was held online on July 10, 2021 organized by the Art Club of UWU with the participation of Film Maker Mr. Kasun Pathirana and Mr. Jagath Kulathilka, Senior Student Counsellor, UWU. More than 150 Undergraduates from UWU and other state universities joined the discussion program.

#### **1.2.14 Planting a Green Future**

##### **1.2.14.1 Environmental Committee**

Vice Chancellor of UWU has formed the Environment Committee during May, 2021 to manage environmental sustainability in UWU ensuring a proactive approach to environmental sustainability across the University by implementing the best practice, and supports the achievement of the University’s vision, values, objectives and strategy. The committee is composed with with six members including Dr. I.D. Singhalage who is the Chairman of the Committee/Faculty representative of Faculty of Applied Sciences, Secretary, faculty representatives from three other faculties, a representative of Maintenance and a student representative.

The objectives of the Environmental Committee are,

- To raise awareness of environmental issues of the university and implement national policies
- To identify, promote and support initiatives towards greening of the university
- To monitor the existing plants and implement plantation programmes
- To collect information about the waste and implement the proper waste management plans: management of solid waste generation-collection, characterization, separation, treatment and disposal.

- To collect information about the natural resource consumption and implement proper methodologies to utilize natural resources
- To conduct awareness, study programmes and competitions on "SAVE Environment"
- To work in close partnership with outside organizations and with the society

In the year 2021, the Environment Action Plan of the UWU was finalized by the committee and they recommended planting trees to central courtyard area of new library building.

#### **1.2.14.2 Installation of Biogas System**

A Biogas unit of 40 m<sup>3</sup> has been successfully installed during March, 2021 at UWU by M/s Janathakshan Pvt Ltd who has been registered service provider/Biogas System installer under NAMA project, Sustainable Energy Authority. The system is installed to manage food and kitchen waste and animal manure. Generated biogas is using for heating applications in cafeteria at UWU and bio slurry will be used for gardening of university premises.

#### **1.2.14.3 Plant - A - Tree Ceremony**

Plant - A - Tree Ceremony with the objective of planting trees for a sustainable green future in the UWU environment with accordance to celebrate World Earth Day - 2021 was held at UWU premises on April 6, 2021. Keynote speech of the event was made by Actress, Environmentalist, Philanthropist, Social Activist, Author, Earth Day Network Ambassador of Sri Lanka Ms. Michelle Dilhara. The event was organized by Career Guidance Unit of UWU with the support of the students and the staff members.

#### **1.2.14.4 Na Tree Planting Programme at Muthiyangana Raja Maha Viharaya**

UWU planted Sri Lankan National Trees (Na Tree) in Muthiyangana Raja Maha Viharaya, Badulla on July 1, 2021. Rev. Polommaruwe Wachissara Thero inaugurated the occasion together with Professor J.L. Ratnasekera, the Vice-Chancellor, Mr. M.F. Hibathul Careem, the Registrar, Dr. T. Pratheepan, the Acting Librarian, Mr. Nishantha Nawela, the Deputy Registrar, Mr. Gamini Liyanage, the Deputy Bursar, UWU Students, and the Library staff. The tree planting event was coordinated by Ms. D.P.C Vithana, Senior Assistant Librarian of UWU.

### **1.2.15 Community Outreach Programmes**

#### **1.2.15.1 Vice-Chancellor of UWU As a Chief Guest**

Key Note Speech by the Chief Guest; Chairman-CVCD, Vice-Chancellor of the UWU, Professor Jayantha Lal Ratnasekera at the first-ever journal launch on Tourism and Hospitality by Faculty of Management Studies, the Sabaragamuwa University of Sri Lanka on January 26, 2021.



Vice-Chancellor attended the Book Launching Ceremony at Mahamaya Girls' College, Kandy on January 15, 2021. He gave an inspirational speech on Benefits of Reading and Writing.

#### **1.2.15.2 Celebrating World Meteorological Day 2021**

A webinar was conducted by UWU Agro Club of the Department of Export Agriculture in commemorating World Meteorological Day on March 30, 2021 from 9.00 am to 12.00 noon with the participation of about 200 undergraduates. Ms. Anusha Warnasooriya, Director (Climate Change & Research), Department of Meteorology of Sri Lanka and Ms. Nisansala Withanage, Senior Lecturer, Department of Export Agriculture were the Speakers of the event, and Senior Lecturers; Dr. Sampath Dharmadasa Dr. Ewon Kaliyadasa and Dr. Chandima Ranawana have also contributed the session with motivational speeches.

#### **1.2.15.3 World Tourism Day Celebration 2021**

The World Tourism Day 2021 was held on September 27, 2021 under the theme of "Tourism for Inclusive Growth" at Haputale and Uva Wellassa University, which was organized by the Department of Tourism Studies of the Uva Wellassa University in collaboration with Ministry of Tourism, Sri Lanka Tourism Development Authority (SLTDA) and Ministry of Tourism, Uva Province. Mr. A.J.M. Muzzamil, Hon. Governor of the Uva Province was the chief guest of the ceremonial event. Mr. S. Hettiarachchi, Secretary to the Ministry of Tourism, Prof. J.L. Ratnasekera, Vice Chancellor of Uva Wellassa University and many other foreign and local reputed tourism industry experts were also participated in this event. A series of webinars were also conducted and WOW e-magazine was launched in parallel to the World Tourism Day 2021.

#### **1.2.15.4 An Exemplar of Resilience: the Rotaract Club of UWU**

Rotaract Club of UWU – Badulla emerged as the "Most Resilient Club of the Year" at the 31<sup>st</sup> Rotaract District Assembly. Including the award "Most Resilient Club of the Year - Gold", the club was able to secure 13 awards, out of which nine were gold awards. This year was a truly successful Rotaract year, despite the countless difficulties faced due to the pandemic many projects have begun and are being implemented.

#### **1.2.15.5 Good Agricultural Practices**

Uva Agriculture Development Forum (UADF) successfully conducted a workshop on Good Agricultural Practices (GAP) for the Livestock Development Instructors (LDIs) attached to the Department of Animal Production and Health (DAPH) on March 23-24, 2021. The workshop was arranged with the collaboration of the Department of Animal Production and Health (Uva Province) and OXFAM, Sri Lanka. The inauguration ceremony was graced by Prof. Jayantha Lal Ratnasekera, Vice-Chancellor, Prof. Saman K. Herath, Dean, Faculty of Animal Science and Export Agriculture, and Dr. D.C. Mudannayake, Head, Department of Animal Science. Representing the Department of Animal Production and Health, Dr. Sanath Gamage, Additional Director (Uva Province) and from the OXFAM in Sri Lanka, Dr.

K. Kuleswarakumar, Agriculture Production Specialist attended the inauguration.

#### **1.2.15.6 Strategies for Facing the Changing Market Environment**

The University Business Linkage (UBL) Cell of UWU organized workshop on “Strategies for Facing the Changing Market Environment” for development officers in the Department of Co-Operative Development regarding new business trends, market behavior, and strategies of facing the market competition. The workshop was successfully conducted on October 28 and 29, 2021 at the E2 Lecture Hall.

#### **1.2.15.7 ICT Tools for Office Workers**

The University Business Linkage (UBL) Cell of UWU organized workshop on “ICT Tools for Office Workers” for officers in the Department of Co-Operative Development. The workshop was successfully conducted on November 26, 29 and 30, 2021 and December 6, 2021 at the Main Lecture Theater (MLT).

#### **1.2.15.8 Essential Managerial Skills**

The University Business Linkage (UBL) Cell of UWU organized a workshop on “Essential Managerial Skills” for Senior Staff Officers in the Department of Co-Operative Development to improve their management and leadership qualifications. The workshop was successfully conducted on December 7, 8, 14 and 15, 2021 at the Main Lecture Theater (MLT).

#### **1.2.15.9 Stress Management**

The Career Guidance Unit of UWU conducted a programme on “Stress Management” for Bio Science students in Grade 12, Bandarawela Central College on November 9, 2021.

### **1.3 Future Plans**

- Setting up of the UWU is a major boost to the government’s effort to promote demand driven education focused towards building capacity for national development. The UWU recognizes its role as a strategic partner in Uva Province, and therefore aspires to contribute to the region’s economic growth, social development and environmental sustainability.
- The multi-disciplinary nature of existing degree programmes will be retained and further enhanced. The UWU expects to accredit its degree programmes with national and international professional institutes. In addition, the UWU will broaden the scope of higher education by introducing new multi-disciplinary courses and degree programmes.
- Recruiting and retaining highly qualified workforce with the capacity to achieve the University’s mission will be a priority.
- Making the UWU one of the most sought after Sri Lankan University by foreign students for science, technology, agriculture and management higher education is one of the ambitions.

- The UWU intends to sign MOUs with foreign research institutes for research collaborations and to organize research dissemination activities.
- The UWU will be engaged in its continuous efforts to create excellent infrastructure facilities for teaching, learning and research.
- It is expected to establish Agriculture & Animal Husbandry Farms and a well-equipped Sports Complex.
- The UWU intends to establish a proper Mentoring and Counseling Unit for the University.
- The UWU aims to provide accommodation for all the students, by developing new hostel complex(s) in collaboration with the UGC and the Ministry of Higher Education.
- The UWU will install and commission a web-based Management Information System (MIS) with embedded University Resource Planning (URP) facility.
- Currently, the acquisition process is proceeding for 2 acres of land to construct staff accommodation and 5 acres of land to establish the proposed Medical Faculty.
- For establishment of the proposed Medical Faculty, university has submitted the application and curriculum of MBBS programme to the University Grants Commission and waiting for the approval of the curriculum. Quality Assurance Council of University Grants Commission has reviewed the curriculum.

## 2 Students and Resources

### 2.1 Summary of Students and Human Resources

Faculty	Degree Programmes	Students	Academic Staff	Non-Academic Staff
<b>Animal Science &amp; Export Agriculture</b>	Animal Science	230	70	33
	Export Agriculture	255		
	Tea Technology & Value Addition	192		
	Aquatic Resources Technology	220		
	Palm & Latex Technology and Value Addition	173		
<b>Applied Sciences</b>	Science & Technology	231	64	24
	Computer Science & Technology	297		
	Industrial Information Technology	277		
	Mineral Resources & Technology	196		
<b>Management</b>	Entrepreneurship & Management	286	30	04
	Hospitality, Tourism and Events Management	287		
	Human Resource Development	82		
<b>Technological Studies</b>	Engineering Technology	378	23	12
	Biosystems Technology	382		
	Information and Communication Technology	95		
<b>Total</b>		<b>3581</b>	<b>187</b>	<b>73</b>

## 2.2 Enrolment of Students

In 2021, the proposed student intake of UWU for all the degree programmes has increased and the relevant figure is greater than 100 for each of the degree programmes excluding Human Resource Development programme. Particularly, in the year 2021, the first batch of students enrolled to the two newly introduced degree programmes; Human Resource Development degree programme offered by Faculty of Management and Information and Communication Technology degree programme offered by Faculty of Technological studies.

### 2.2.1 Total Enrolment of Local Students to Internal Undergraduate Degree Programmes (as at 31.12.2021)

Faculty	Degree Programmes	Medium	1st Year	2nd Year	3rd Year	4th Year	Total
Animal Science & Export Agriculture	Animal Science	English	82	54	46	48	230
	Export Agriculture		82	58	60	55	255
	Tea Technology & Value Addition		65	50	40	37	192
	Aquatic Resources Technology		74	53	47	46	220
	Palm & Latex Technology & Value Addition		56	43	36	38	173
Applied Sciences	Science & Technology		83	50	45	53	231
	Computer Science & Technology		106	59	65	67	297
	Industrial Information Technology		95	65	55	62	277
	Mineral Resources & Technology		69	41	42	44	196
Management	Entrepreneurship & Management		99	59	63	65	286
	Hospitality, Tourism & Events Management		102	63	61	61	287
	Human Resource Development		82	-	-	-	82
Technological Studies	Engineering Technology		125	83	85	85	378
	Biosystems Technology		124	87	87	84	382
	Information and Communication Technology		95	-	-	-	95
Total			1339	765	732	745	3581

### 2.2.2 Total Enrolment of Foreign Students (as at 31.12.2021) – (students selected under foreign category)

Faculty	Degree Programme	Year of study	Country	Year of Intake	Student Enrolment (total no. of registered students)		
					Male	Female	Total
Applied Sciences	Computer Science & Technology	-	Afghanistan	2015/2016	1	-	1

Note : This student has been passed out and given effective date of the degree as August 11, 2021.

### 2.2.3 New Entrants to Internal Undergraduate Degree Programmes in 2021 - Local Students

Faculty	Degree Programmes	Year of Intake	Proposed Intake	Actual No. Registered
Animal Science & Export Agriculture	Animal Science (ANS)	2019/2020	108	82
	Export Agriculture (EAG)		114	74
	Tea Technology & Value Addition (TEA)		105	82
	Aquatic Resources Technology (AQT)		104	56
	Palm &Latex Technology and Value Addition (PLT)		112	65
Applied Sciences	Science & Technology (SCT)		106	69
	Computer Science & Technology (CST)		101	106
	Industrial Information Technology (IIT)		100	95
	Mineral Resources & Technology (MRT)		107	83
Management	Entrepreneurship & Management (ENM)		101	99
	Hospitality, Tourism & Events Management(HTE)		107	102
	Human Resource Development (HRD)		85	82
Technological Studies	Engineering Technology (BET)		118	124
	Biosystems Technology (BBST)		121	125
	Information and Communication Technology (ICT)		100	95
Total			1589	1339

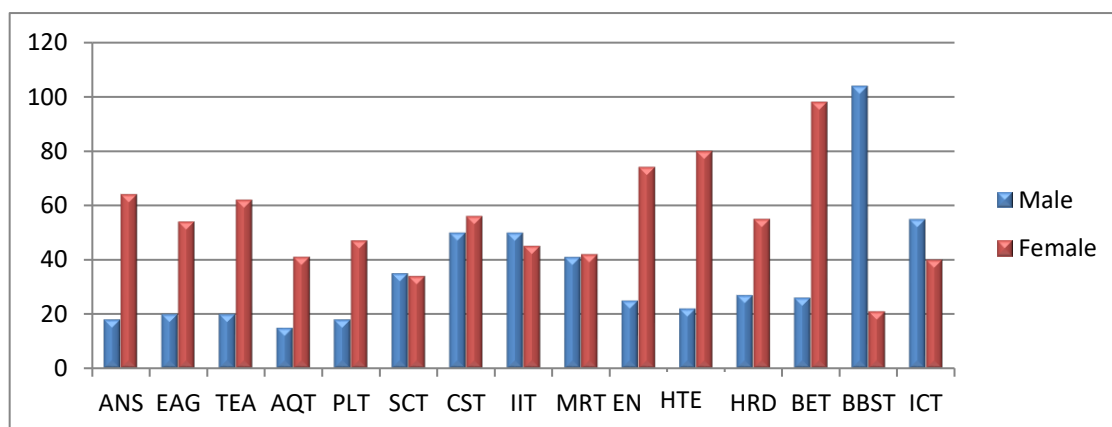


Figure 2.1. Gender Distribution of the Students Enrolled in 2021 (2019/2020 Batch)

#### 2.2.4 Total Enrolment and New Entrants to External Undergraduate Degree Programmes (as at 31.12.2021)

Programme of study	Year of study	New Entrants (January – December 2021)			Student Enrolment (total no. of registered students)		
		Male	Female	Total	Male	Female	Total
Bachelor of Business Management (BBM)	2019/2020	-	-	-	83	88	171

#### 2.2.5 Total Enrolment of Local Students to Postgraduate Degree Programmes (as at 31.12.2021)

Name of the Faculty	Programme of Study	New Entrants (January – December 2021)			Student Enrolment (total no. of registered students)		
		Male	Female	Total	Male	Female	Total
<b>Animal Science &amp; Export Agriculture</b>	MPhil in Agricultural Production and Processing	-	-	-	2	7	9
	MPhil in Agriculture Economics, Extension and Agriculture Management	-	-	-	1	1	2
	MPhil in Aquaculture and Fisheries	-	-	-	1	1	2
	MPhil in Food Science and Technology	-	-	-	-	5	5
<b>Applied Sciences</b>	MPhil in Life Sciences	-	2	2	-	3	3
	MPhil in Physical Sciences	-	-	-	3	4	7

	MPhil in Computer Sciences	-	-	-	1	1	2
	MPhil in Earth Sciences	-	-	-	1	1	2
	PhD in Life Sciences	1	-	1	1	-	1
<b>Management</b>	Masters in Business Administration	31	27	58	31	27	58
	MPhil in Economics	-	-	-	1	-	1
	Mphil in Entrepreneurship	-	-	-	-	1	1
<b>Technological Studies</b>	Mphil in Plant Science	-	-	-	-	1	1
	Mphil in Synthesis of Catalytic Nanostructure Materials	-	-	-	-	1	1
<b>Total</b>		<b>32</b>	<b>29</b>	<b>61</b>	<b>42</b>	<b>53</b>	<b>95</b>

### 2.3 Graduate Output – 2021

Faculty	Degree Programmes	Year 2021		
		Male	Female	Total
<b>Animal Science &amp; Export Agriculture</b>	Animal Science (ANS)	14	18	<b>32</b>
	Export Agriculture (EAG)	13	26	<b>39</b>
	Tea Technology & Value Addition (TEA)	8	14	<b>22</b>
	Aquatic Resources Technology (AQT)	7	29	<b>36</b>
	Palm and Latex Technology & Value Addition (PLT)	1	21	<b>22</b>
<b>Sub Total</b>		<b>43</b>	<b>108</b>	<b>151</b>
<b>Applied Sciences</b>	Science & Technology (SCT)	12	16	<b>28</b>
	Computer Science & Technology (CST)	21	28	<b>49</b>
	Industrial Information Technology (IIT)	13	35	<b>48</b>
	Mineral Resources & Technology (MRT)	19	14	<b>33</b>
<b>Sub Total</b>		<b>65</b>	<b>93</b>	<b>158</b>
<b>Management</b>	Entrepreneurship & Management Studies (ENM)	18	40	<b>58</b>
	Hospitality, Tourism & Events Management (HTE)	26	30	<b>56</b>
<b>Sub Total</b>		<b>44</b>	<b>70</b>	<b>114</b>
<b>Technological Studies</b>	Engineering Technology (BET)	38	18	<b>56</b>
	Biosystems Technology (BBST)	10	70	<b>80</b>
<b>Sub Total</b>		<b>48</b>	<b>88</b>	<b>136</b>
<b>Total</b>		<b>200</b>	<b>359</b>	<b>559</b>



## 2.4 Hostels

### 2.4.1 University Owned Hostels

Name	Loation	Capacity			Fee Per Student per Year (Rs.)
		Male	Female	Total	
Corel Beauty	University Premises	140	-	224	5,000.00
Silver Tips		84	-		
Blue Sapphire		-	140	280	
Cattleya		-	140		

- At present, hostel facilities are provided to 1<sup>st</sup> year, 3<sup>rd</sup> year and 4<sup>th</sup> year students by the university. In the year 2021, among the registered students in 1<sup>st</sup> year, 3<sup>rd</sup> year and 4<sup>th</sup> year, 2519 students (89%) received hostel facilities. However, due to the COVID-19 pandemic, majority of the academic activities were conducted virtually and students physically attended the university for research activities and laboratory practicals according to a schedule while adhering health regulations strictly. Hence, 1548 students occupied hostel facilities in the year 2021. Among them, 503 students are accommodated in the university owned inside hostels and 1045 students are provided rented hostels. The list of rented student hostels and the student capacity of those hostels are shown in the table 2.4.2. Hostel fee for a student who resides inside hostels is Rs. 5000 per year, while students who are given outside rented hostels pay Rs. 3500.

### 2.4.2 University Rented Hostels

No	Location	Rental cost per Year	No of Students	Fee per Students/per Year
1	Mr.L.G.S.Rohana No C,192/1,Badulupitiya, Badulla (Walawwa -IV)	882,000.00	21	3,500.00
2	Mr.Y.M. Dayananda Madura,Kajuwaththa,Ramukpotha, Badulla (Rambukpotha B)	529,200.00	15	3,500.00
3	Uva Education Cooperation Society No 31,Martin Silva Mawatha, Badulla(Gaga Addara)	642,600.00	23	3,500.00
4	Mr.T.G.Karunarathna,No 6 C/13 Water Tank Road, Hindagoda, Badulla(samanala IV)	554,400.00	15	3,500.00
5	Mr P.C, Somathilaka No 14/B, Uplands, Ridipana,Badulla (Knackles A)	114,000.00	25	3,500.00
6	Ms W.H.D.V.T Madurangi 73A,B,Badulusirigama, Badulla (Hanthana III)	925,500.00	22	3,500.00
7	Mr K.K.D.G.S Lanka No03,Bandarapura,passara Road,Badulla (Bandarapura B)	1,260,000.00	25	3,500.00
8	Mr S.J.M.N.U.K.Samarakoon Mati Kumbura,2nd Mile post,Passara Road,Badulla (Udawela C)	1,386,000.00	27	3,500.00
9	Mr A.M. Karunarathna . T Bandara Kalayathanaya,Batawaththa, Rabukpotha,Badulla (Rambukpotha C)	396,900.00	12	3,500.00
10	Mr M.J.K.C.Anuruddhika. No 07,Sirimalgoda Ela Rd,Hindagoda,badulla(Hindagoda-B)	540,000.00	27	3,500.00
11	Ms,W.S.A Wickramarachchi No 236,6th Lane,Bulugahawatta,Malkaduwawa,Kurunegala(mahaweli Hostel)	1,159,200.00	34	3,500.00
12	Mr.A.M.S.Aththanayake.No4A,Water Tank Road,Hindagoda, Badulla(Samanala I)	660,000.00	22	3,500.00

13	Ms N.C N. Perera.Parana Kobo Road,Jayagama (Jayagama- A)	1,653,750.00	37	3,500.00
14	Ms.W.S.M.N.D.K. Gunasekara,No 389/3A, Srimath Kudarathwaththa Mawatha, Dodanwela, Kandy (Udawela B)	1,986,000.00	50	3,500.00
15	Ms M.M.Malavipathirana.No 61,Udawela,Passara Road,Badulla (Udawela A)	3,300,000.00	62	3,500.00
16	Mr.S.H.T. Dasantha De silva. No No 18/6, Jyagama, Passara Road, Badulla (knckles B)	1,680,000.00	35	3,500.00
17	Ms D.S.M.Rodriogo. No 82/2,Rabukpotha,Pansala Asala,Walawwaththa,Rabukpotha(walawwa II)	730,800.00	15	3,500.00
18	Mr.P.R.C.Nishantha. C/O W.D. Mahinda Silva, Ellegama, Miraha Waththa, (Knckles C)	756,000.00	16	3,500.00
19	Mr D.M.B.J.T.Aberathna. 1/80,Pansala Road,Rabukpotha,Badulla (Walawwa III)	2,816,000.40	55	3,500.00
20	Mrs.H.A.R. Kumari, Hostel Address-Sampath Sevana,Walawwaththa,Rabukpotha,Badulla(walawwa I)	2,778,300.00	52	3,500.00
21	Ms M.R.S Aththanayake -Kadalla Hostel , Walawwaththa, Rambukpotha, Badulla	3,540,600.00	52	3,500.00
22	Mr K.A.Piyal, Piyal Moto Engineer,Nugayaya,Wallawaya (Galaxy C)	1,680,000.00	30	3,500.00
23	Ms D.M.M.Hemalatha , No26/3, Temple rpad, Rambukpotha, Badulla(Hindagoda A)	2,310,000.00	56	3,500.00
24	Mr.R.W.M.S.R.Weerasinghe. No 1/34,Passara Road,2nd Mile Post,Badulla(Nilwala-A)	396,900.00	10	3,500.00
25	Mr.J.M.D. Kushan Malinda, No 62,Badulusirigama,Badulla (Hanthana D)	1,008,000.00	27	3,500.00
26	Mr.D.P.M. Weerasinghe, Kajuwatta, Rambukpotha, Badulla (Knckles -D)	1,455,300.00	33	3,500.00
27	Mr. Iduris Muharis Kamaldeen, C/O Mr.M.Z. Kamaldeen , No 54, Bandaranayaka Mawatha , Badulla(Nilwala-B)	1,058,400.00	25	3,500.00

<b>28</b>	Mr.R.R. Jayathilaka, NO 03, Kajuwatta, Rambukpotha, Badulla(Rambukpotha-E)	756,000.00	16	3,500.00
<b>29</b>	D.M.Kusumawathi,No 46, Forest lane, Jayagama, Passara road, Badulla(Jayagama B)	466,200.00	10	3,500.00
<b>30</b>	Mr.W.H.D.I. Prasad, No 421, Passara road, Hindagoda, Badulla(Hindagoda- D)	1,953,000.00	39	3,500.00
<b>31</b>	Ms.A.M.N.S. Attanayaka, No 471, /A, Sirimalgoda ela road, Badulla (Hindagoda-C)	1,958,040.00	41	3,500.00
<b>32</b>	Mr.T.J. Silva, No 23, Bogahakumbura, Rambukpotha, Badulla (Walawwa E)	979,020.00	20	3,500.00
<b>33</b>	Lanka Jathika Sarvodaya, Sramadana Sangamaya, Sarwodaya District Centre,No 47, Springwelly Road, Badulla (Sarwodaya)	1,165,500.00	25	3,500.00
<b>34</b>	W.P.W.R. Warnakulasooriya, No 64/3, Bandarapura,Passara road, Badulla(Bandarapura C)	1,146,600.00	26	3,500.00
<b>35</b>	Mr. V.P.A . Iroshan, No, 48, Rambukpotha, Badulla (Rambukpotha A)	2,106,000.00	45	3,500.00

## 2.5 Scholarships

### 2.5.1 Mahapola & Bursaries – 2021

Faculty	Year of Intake	Year of Study	No. of Recipients	
			Mahapola	Bursary
<b>Animal Science &amp; Export Agriculture</b>	2018/2019	1st Year	6	129
	2017/2018	2nd Year	12	112
	2016/2017	3rd Year	11	113
	2015/2016	4th Year	10	94
<b>Applied Science</b>	2018/2019	1st Year	57	52
	2017/2018	2nd Year	47	67
	2016/2017	3rd Year	54	62
	2015/2016	4th Year	61	47
<b>Management</b>	2018/2019	1st Year	23	42
	2017/2018	2nd Year	20	62
	2016/2017	3rd Year	60	27
	2015/2016	4th Year	44	23
<b>Technological Studies</b>	2018/2019	1st Year	95	29
	2017/2018	2nd Year	82	50
	2016/2017	3rd Year	103	27
	2015/2016	4th Year	89	21
<b>Total</b>			<b>774</b>	<b>957</b>

- Mahapola Scholarship is made up of a combined contributions of Mahapola Trust Fund Rs. 2,600 (merit) or Rs. 2,550 (ordinary) plus University Grants Commission Rs. 2450. Hence, in total, a student receives a sum of Rs. 5050 per installment for merit and Rs. 5000 for ordinary scholarship.
- At the same time, under Bursary scholarship Students are paid Rs. 4000 as full and Rs. 3,900 as half scholarship. Selection process for the Bursary Scholarship is carried out by university and the fund is released by the UGC.
- Both the scholarship Payments are made in 10 installments per academic year.

### 2.5.2 Other Scholarships – 2021

Name of the Scholarship – 2021	Faculty	No. of Recipients
<b>Chancellor' s Scholarship</b>	Animal Science & Export Agriculture	2
	Applied Science	2
	Management	2
	Technological Studies	2
<b>Presidential Scholarship for Foreign Students</b>	Animal Science & Export Agriculture	1*
	Applied Science	2
<b>Chinese Ambassador Scholarship</b>	Animal Science & Export Agriculture	-
	Applied Science	-
	Management	-
<b>Total</b>		<b>11</b>

Note: \* this student has been passed out and given effective date of the degree (August 11, 2021).

### 3 Human Resources

The number of permanent staff members belong to each service category in the year 2021 is as follows.

Service Category		Salary Code	Approved cadre	Actual Cadre
Senior Level	Senior Professors	U-AC 5	253	1 ( <i>Vice Chancellor</i> )
	Professors/Senior Professors	U-AC 5		15
	Associate Professors	U-AC 4		1
	Lecturer	U-AC 3		171 *
	Library Staff	U-AC 3		3
	Senior Executives	U-EX 3	2	2
	Middle Level Executives	U-EX 2(a)	13	3
	Middle Level Executives	U-EX 2		4
	Chief Medical Officer	U-MO 2	0	0
	Medical Officer	U-MO 1	2	1
Sub Total			270	201
Tertiary Level	Junior Executive/Managers	U-EX 1	17	12
	Academic Support – Segment 1	U-AS 2	8	4
	Academic Support – Segment 2	U-AS 1	2	2
Sub Total			27	18
Secondary Level	Staff Assistant/Supra & Senior Staff Assistant	U-MN 4	0	2
	Associate Officers – Segment 1	U-MN 3	5	4
	Associate Officers – Segment 2	U-MN 2	5	1
	Management Assistant - Non Technical	U-MN 1	78	59
	Management Assistant – Technical	U-MT 1	41	31
Sub Total			129	97
Primary Level	Primary Grade – Skilled	PL-3	8	4
	Primary Grade – Semi skilled	PL-2	30	28
	Primary Grade – Unskilled	PL-1	32	28
Sub Total			70	60
Total			496	376

Note: \*03 Temporary Lecturers recruited under UGC Circular 935 are included under “Lecturer” category.

### 3.1 Academic Staff

The number of academic staff members served in each category for the year 2021 is as follows.

Faculty	Medium	Senior Professors	Professors	Associate Professors	Senior Lecturers (SL)	Lecturers	Lecturers (Prob.)	Temp. Lecturers (TL)/ Demonstrators (TD)/Instructor
Animal Science & Export Agriculture	English	-	6	-	SL (I) - 8	3	27	TD - 29
					SL (II) - 26			TL - 4
					Temp. Research Assistant - 1			
Applied Sciences	English	-	4	1	SL (I) - 9	3	31	TD - 24
					SL (II) - 16			TL - 6
					Temp. Instructor - 1			
Management	English/ Sinhala / Tamil	-	4	-	SL (I) - 5	2	9	TD - 1
					SL (II) - 10			TL - 11
Technological Studies	English	-	1	-	SL (I) - 1	1	13	TD - 15
					SL (II) - 7			TL - 0
Total		-	15	1	82	9	80	92

### 3.2 Administrative Staff

The number of administrative staff members served in each category for the year 2021 is as follows.

Designation	Approved Cadre	Actual Cadre
Vice-Chancellor	1	1
Registrar	1	1
Bursar	1	1
Deputy Registrar	1	-
Senior Assistant Registrar / Deputy Registrar	5	5
Senior Assistant Bursar / Deputy Bursar	4	1
Medical Officer/ Senior Medical Officer	2	1
Senior Assistant Internal Auditor/ Assistant Internal Auditor	1	1
Director/Physical Education	1	1
Chief Marshall	1	-



Assistant Registrar	7	7
Assistant Registrar (Library Service)	1	1
Assistant Registrar (Legal & Documentation)	1	-
Assistant Bursar	3	1
Statistical Officer	1	1
Works Engineer	1	1
Curator (Landscape)	1	-
Project Manager	1	-
Chief Security Officer	1	-
<b>Total</b>	<b>35</b>	<b>23</b>

### 3.3 Library Staff

Designation	Approved Cadre	Actual Cadre
Librarian	1	-
Senior Assistant Librarian	3	3
Assistant Librarian		-
<b>Total</b>	<b>4</b>	<b>3</b>

### 3.4 Academic Support Staff

Designation	Approved Cadre	Actual Cadre
Programmer Cum System Analyst	2	1
Instructor in Computer Technology	4	1
Instructor in Physical Education	2	2
Assistant Network Manager	1	1
Career Guidance Counselor	1	1
<b>Total</b>	<b>10</b>	<b>6</b>

### 3.5 Non-Academic Staff

The number of non-academic and staff members of each category is given below.

Designation	Approved Cadre	Actual Cadre
Purchasing Officer	1	-
Marshal	1	-
Sub Warden	4	4
Audit Assistant	3	1
Technical Officer (Audio Visual)	1	-
Technical Officer	31	26
Public Health Inspector	1	-
Management Assistant	59	51
Telephone Operator Cum Receptionist	2	-
Management Assistant (Stores Keeping)	2	1
Management Assistant (Book Keeping)	3	-
Management Assistant (Shroff)	3	1
Library Information Assistant	7	6
Nursing Officer	2	1
Security Inspector	2	2
Work Superintendent	1	-
Farm Supervisor	2	-
Supervisor (Civil)	1	1
Supervisor (Electrical)	1	1
Supervisor (Landscape)	1	1
Pharmacist (Lower Grade)	1	1
Lab Attendant (Lower Grade)	25	25
Carpenter	1	-
Fitter	1	-
Plumber	1	1
Electrician	2	2
Caretaker cum Cook	3	2
Works Aid	28	24
Groundman	1	1
Gymnasium Attendant (Lower Grade)	1	1
Library Attendant	3	3
Attendant - Health Services (Lower Grade)	1	1
Driver	3	-
<b>Total</b>	<b>199</b>	<b>157</b>

### 3.6 Distribution of Non-Academic Staff

Faculty/Branch	Most Senior (Served over 10 years)	Senior Staff (Service period 1- 10 years)	Minor Employees
Vice Chancellor's Office	-	2	1
Registrar's Office	-	3	1
Bursar's Office	-	2	1
Faculty of Animal Science & Export Agriculture	2	6	17
Faculty of Applied Sciences	1	3	11
Faculty of Management	-	4	-
Faculty of Technological Studies	1	7	4
Student Affairs Division	-	8	1
Human Resources Division	-	6	2
General Administration Division	-	3	3
Examination Division	-	4	2
Stores and Supplies Division	2	3	1
Payments Division	-	3	1
Salaries and Loans Division	1	1	-
Reporting Division	-	-	-
Internal Audit Division	-	1	-
Library	2	4	3
Medical Centre	-	2	1
Capital Works Division	-	1	1
Maintenance Division	-	3	3
Physical Education Unit	-	1	1
Academic Research & Publication	-	1	1
CODL	1	-	1
Staff Development Centre	-	-	1
Postgraduate Unit	-	1	1
<b>Total</b>	<b>10</b>	<b>89</b>	<b>58</b>

## 4 Research and Development

### 4.1 Research, Innovations & Publications

Faculty	Subject	Published	Commercialized	Presented
<b>Animal Science &amp; Export Agriculture</b>	No. of Research Studies	54	-	21
	No. of Innovations/ Product Developments	8	1	5
	No. of Journal Articles	31	-	-
	No. of Books/Book Chapters	2	-	-
	No. of Abstracts	62	-	8
	Posters	2	-	-
<b>Sub Total</b>		<b>159</b>	<b>1</b>	<b>34</b>
<b>Applied Sciences</b>	No. of Research Studies	59	-	41
	No. of Innovations/ Product Developments	5	-	4
	No. of Journal Articles	49	-	14
	No. of Books/Book Chapters	3	-	2
	No. of Abstracts	61	-	30
	Posters	5	-	2
<b>Sub Total</b>		<b>182</b>	<b>-</b>	<b>93</b>
<b>Management</b>	No. of Research Studies	30	1	9
	No. of Innovations/ Product Developments	-	-	-
	No. of Journal Articles	42	-	2
	No. of Books/Book Chapters	22	-	7
	No. of Abstracts	56	-	13
	Posters	-	-	-
<b>Sub Total</b>		<b>150</b>	<b>1</b>	<b>31</b>
<b>Technological Studies</b>	No. of Research Studies	22	-	10
	No. of Innovations/ Product Developments	-	2	3
	No. of Journal Articles	9	-	1
	No. of Books/Book Chapters	3	-	-
	No. of Abstracts	14	-	6
	Posters	1	-	2
<b>Sub Total</b>		<b>49</b>	<b>2</b>	<b>22</b>
<b>Total</b>		<b>540</b>	<b>4</b>	<b>180</b>

## 4.2 Programmes, Seminars &amp; Workshops

Faculty	Subject	Attended/ Offered	Completed	Presented
<b>Animal Science &amp; Export Agriculture</b>	No. of Degree Programmes	-	-	-
	No. of Certificate Programmes	-	2	-
	No. of Community Service Delivery Programmes	-	-	4
	Staff Development Seminars & Workshops	-	1	-
<b>Sub Total</b>		<b>-</b>	<b>3</b>	<b>4</b>
<b>Applied Sciences</b>	No. of Degree Programmes	22	13	1
	No. of Certificate Programmes	25	4	2
	No. of Community Service Delivery Programmes	15	5	10
	Staff Development Seminars & Workshops	36	19	5
<b>Sub Total</b>		<b>98</b>	<b>41</b>	<b>18</b>
<b>Management</b>	No. of Degree Programmes	8	5	8
	No. of Certificate Programmes	4	4	1
	No. of Community Service Delivery Programmes	39	12	4
	Staff Development Seminars & Workshops	30	-	-
<b>Sub Total</b>		<b>81</b>	<b>21</b>	<b>13</b>
<b>Technological Studies</b>	No. of Degree Programmes	2	-	-
	No. of Certificate Programmes	1	3	-
	No. of Community Service Delivery Programmes	2	-	-
	Staff Development Seminars & Workshops	9	1	-
<b>Sub Total</b>		<b>14</b>	<b>4</b>	<b>-</b>
<b>Total</b>		<b>193</b>	<b>69</b>	<b>35</b>

### 4.3 Details of Awards Received

Faculty	Subject	No. of Awards	No. of Academics	No. of Students
<b>Animal Science &amp; Export Agriculture</b>	Local Awards	1	1	-
	International Awards	-	-	-
<b>Sub Total</b>		<b>1</b>	<b>1</b>	<b>-</b>
<b>Applied Sciences</b>	Local Awards	9	3	4
	International Awards	-	-	-
<b>Sub Total</b>		<b>9</b>	<b>3</b>	<b>4</b>
<b>Management</b>	Local Awards	9	2	1
	International Awards	1	2	1
<b>Sub Total</b>		<b>10</b>	<b>4</b>	<b>2</b>
<b>Technological Studies</b>	Local Awards	4	-	-
	International Awards	-	-	-
<b>Sub Total</b>		<b>4</b>	<b>-</b>	<b>-</b>
<b>Total</b>		<b>24</b>	<b>8</b>	<b>6</b>

## 5 Capital Works Division

The Capital Works Division is responsible for providing buildings and other infrastructure facilities to assure an environment conducive for teaching, learning and research activities of the university by ensuring the development and rehabilitation projects are planned and implemented within the agreed time frames and fund allocations while maintaining the quality of work.

### 5.1 Details of the Major Capital Projects

In the year 2021, five major capital projects were carried out by the university. Among them, constructions works of the three of the capital projects were completed in the year 2021. The summary details of each major capital project as at December 31, 2021 were indicated in the following Tables 5.1 to 5.5.

**Table 5.1. Technology Faculty Building**

<b>Name of the Project</b>	<b>Infrastructure Development Project for Technology Stream Degree Program</b>
<b>Total Cost Estimate</b>	Rs. 316.0 Mn
<b>Contractor</b>	Centrel Engineering Services (Pvt) Ltd
<b>Contract Amount</b>	Rs. 291.2 Mn (With VAT)
<b>Contract Period</b>	730 Days
<b>Physical Progress</b>	100% (By 31.12.2021)
<b>Financial Progress</b>	Rs. 302.8 Mn (By 31.12.2021)

**Table 5.2. Library Building**

<b>Name of the Project</b>	<b>Development of the Infrastructure Facilities of the UWU Phase II - Library Building</b>
<b>Total Cost Estimate</b>	Rs. 476.0 Mn
<b>Contractor</b>	Darinton Construction
<b>Contract Amount</b>	Rs. 441.9 Mn (With VAT)
<b>Contract Period</b>	730 Days
<b>Physical Progress</b>	90% (By 31.12.2021)
<b>Financial Progress</b>	Rs. 418.1 Mn (By 31.12.2021)

*Table 5.3. Staff Learning Unit*

<b>Name of the Project</b>	<b>Development of the Infrastructure Facilities of the UWU Phase II – Staff Learning Unit</b>
<b>Total Cost Estimate</b>	Rs. 185.0 Mn
<b>Contractor</b>	Nazeeha Hardware & Construction
<b>Contract Amount</b>	Rs. 170.6 Mn (With VAT)
<b>Contract Period</b>	540 Days
<b>Physical Progress</b>	100% (By 31.12.2021)
<b>Financial Progress</b>	Rs. 181.3 Mn (By 31.12.2021)

*Table 5.4. Student Welfare Centre*

<b>Name of the Project</b>	<b>Development of Infrastructure Facilities of the UWU Phase II – Student Welfare Centre</b>
<b>Total Cost Estimate</b>	Rs. 108.0 Mn
<b>Contractor</b>	Kumarasiri Civil Contractors
<b>Contract Amount</b>	Rs. 79.6 Mn (With VAT)
<b>Contract Period</b>	365 Days
<b>Physical Progress</b>	100% (By 31.12.2021)
<b>Financial Progress</b>	Rs. 71.5 Mn (By 31.12.2021)

*Table 5.5. Alternative Water Supply System*

<b>Name of the Project</b>	<b>Alternative Water Supply System</b>
<b>Total Cost Estimate</b>	Rs. 53.0 Mn
<b>Contractor</b>	Node Engineering Consortium
<b>Contract Amount</b>	Rs. 41.2 Mn
<b>Contract Period</b>	270 Days
<b>Physical Progress</b>	40% (By 31.12.2021)
<b>Financial Progress</b>	Rs. 15.4 Mn (By 31.12.2021)



## 5.2 Details of the Rehabilitation Projects

Apart from the major capital projects, Capital Works division also implement the rehabilitation works with the technical support of the Maintenance Division in each year. Table 5.6. indicates the rehabilitation projects which are implemented in the year 2021.

*Table 5.6. Rehabilitation Works*

No	Name of the Project	Awarded amount with VAT
1	Renovation of E1 auditorium and surrounding	Rs.900,742.15
2	Improvements of interior work of social enterprise incubation cell	Rs.804,500.00
3	Construction of Green House for Faculty of Technological Studies	Rs.3,873,326.50
4	Providing underground caballing from sub station to automation laboratory	Rs.6,333,560.00
5	Modification works in animal science general laboratory	Rs.546,565.00
6	Rearrangement of partitions in main computer laboratory	Rs.346,360.00
7	Construction of generator room for Faculty of Technological Studies building	Rs.1,087,258.00
8	Partitioning of space for department of applied earth science of faculty of applied science	Rs.363,020.00
9	Improvements works to earth embankment between pump room and Coral Beauty hostel	Rs.567,189.80
10	Providing optical fiber caballing and related works to staff learning unit	Rs.976,350.00

**First Intake of MBA**



**10<sup>th</sup> General Convocation**



**The Public Sector Best Annual Reports & Accounts Awards - 2021**



**5<sup>th</sup> International Research Conference (IRCUWU) 2021**



**Plant - A - Tree Ceremony**



**World Tourism Day Celebration 2021**



**Launching of Blue Earth Magazine**



**Derana "Start UP 2021"**



# Audit and Management Committee Report

## COMPOSITION

The Audit and Management Committee appointed at the 149<sup>th</sup> meeting of the University Council dated 14<sup>th</sup> February 2020 for duration of three years comprises with four Non-Executive Council members and one of them holds the chairman position of the Committee.

Name of the Member	Membership Status
Mr. Gamini Mahindapala Jopheus	Chairman
Mr. Anujaka Ranasinghe	Member
Dr. Susil Denagama	Member
Mr. Nimal Dabare	Member

Continuing from the year 2020, the members provided their fullest contribution in the year 2021.

## MEETINGS

In the financial year 2021 the Committee met four times with the participation of the Registrar and the Bursar on invitation, Internal Auditor of the UGC and Audit Superintendent of the National Audit office in the University as the observers and the relevant Administrative staff as invitees.

The attendance of the Committee Members at the meetings was as follows.

Name of the Member	Meeting attendance
Mr. Gamini Mahindapala Jopheus	4/4
Mr. Anujaka Ranasinghe	4/4
Dr. Susil Denagama	2/4
Mr. Nimal Dabare	4/4

Assistant Internal Auditor as the Head of the Internal Audit Division convened the Audit and Management Committee meetings.

## CHARTER OF THE COMMITTEE

The Audit and Management Committee of the University has been constituted in terms of the circular instructions issued the Public Enterprises Department (PED) of the Treasury which have been adopted by the UGC and the paragraph 7:4:1 of the Public Enterprises Guidelines for Good Governance.

## OBJECTIVE AND ROLE

The primary objective of the Audit and Management Committee is to assist the Council of the University in its oversight responsibility for overall management and to ensure that accountability, integrity and ethical behaviours are well maintained in all its operational functions and effectiveness of the internal control systems in order to improve the governance process.

## SUMMARY OF ACTIVITIES

In admits of various constraints due to the pandemic situation during the year the Committee assessed the University affairs in compliance with the statutory requirements and paid special attention over implementation, and maintenance of Internal Control Systems.

- Approval and supervision of the Annual Internal Audit Plan

The Committee approved the Internal Audit Plan at the beginning of the year and reviewed the Internal Audit reports related to university operations and the process developments suggested by the Internal Audit.

The representatives from relevant Divisions were invited to review further the progress of the rectification of the highlighted audit issues and the progress of the recommendations made by the Committee was followed up continuously.

- Review of Annual Audit Reports and the Audit Queries issued by the National Audit Office

The Committee reviewed the Detailed Auditor Report as at 31<sup>st</sup> December 2020 issued by the National Audit Report in detail and made recommendations for clearing the issues noted in the report.

The audit queries raised by the National Audit office were discussed and reviewed for clearance.

- Review of the compliance with laws and regulations

The compliance with the relevant laws and regulations was reviewed with the reports and queries issued from the Internal Audit and the National Audit Report.

- Monitoring and strengthening of internal control systems

Internal control systems on controlling Fixed Assets, recovering bond violations, regulating expenditures were reviewed and necessary recommendations were made.

## REPORTING TO THE COUNCIL

The minutes of the Committee meetings were tabled at the next meeting of the University Council after an Audit & Management Committee meeting.

## CONCLUSION

The Committee is satisfied with the success of the follow up activities performed by the management based on the recommendations made by the Committee during the year 2021.

**Mr. Gamini Mahindapala Jopheus**

Chairman – Audit and Management Committee



**Financial Statements 2021****CERTIFICATE OF THE ACCOUNTING OFFICER  
ON FINANCIAL STATEMENTS FOR THE YEAR 2021**

The Financial Statements of the Uva Wellassa University for the financial year ended December 31, 2021 have been prepared in the form and manner specified by the University Grants Commission and in terms of section 106 and 107 of the University Act No.16 of 1978, in terms of the Finance Act No.38 of 1971 and is rendered to the Auditor General together with the notes and schedules referred to in the Statement of Financial Performance and the Statement of Financial Position. Financial rules and procedures prescribed by the University Grants Commission have been complied with, and the systems of controls have been maintained as far as practicable to ensure propriety of transactions and efficiency in expenditure. To the best of my knowledge, the Financial Statements have been prepared satisfactorily and exhibits a true and fair view of the financial position of the University.

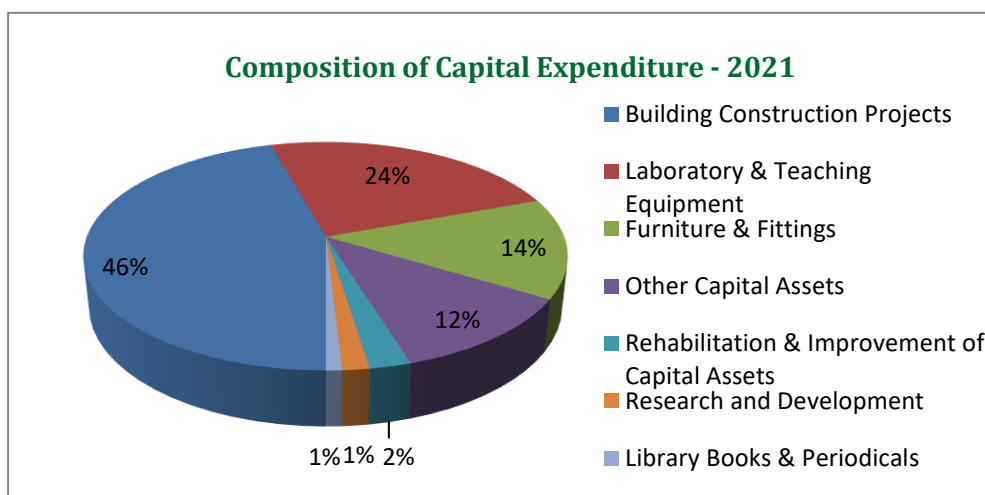
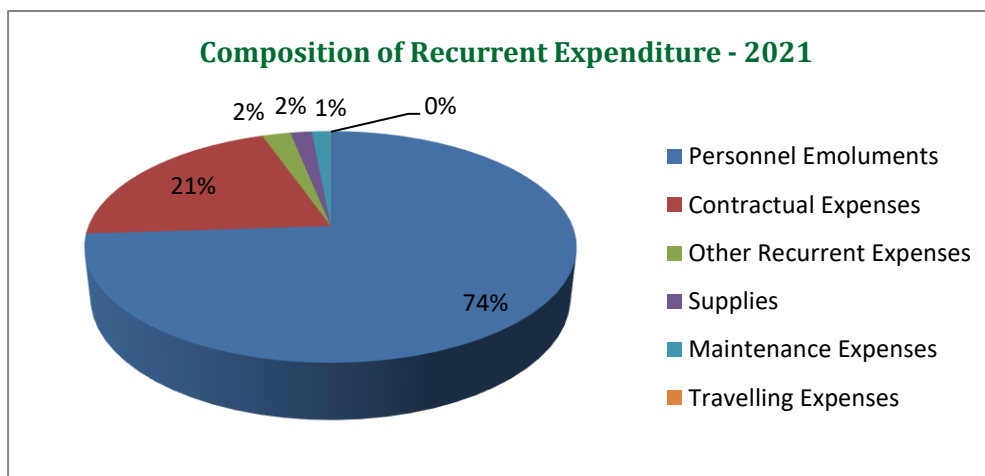
Prof. J. L. Ratnasekera  
Vice Chancellor

February 25, 2022.

## 7 Financial Summary

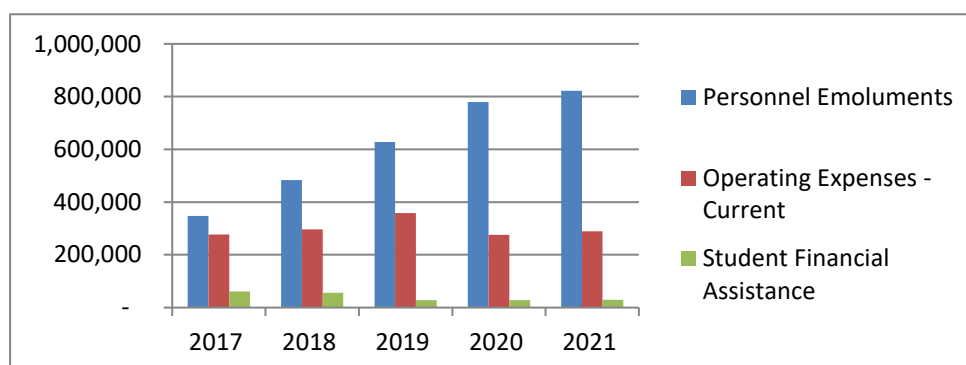
### 7.1 Cost per Students

Year	2017	2018	2019	2020	2021
No of Students	2250	2502	2701	2908	3581
Recurrent Expenditure (Rs. 000)	893,332	1,090,613	1,300,169	1,358,590	1,469,525
Capital Expenditure (Rs. 000)	530,145	458,035	457,755	280,944	624,992
Cost Per Student - Recurrent (Rs. 000)	397	436	481	467	410
Cost Per Student - Capital (Rs .000)	236	183	169	97	175

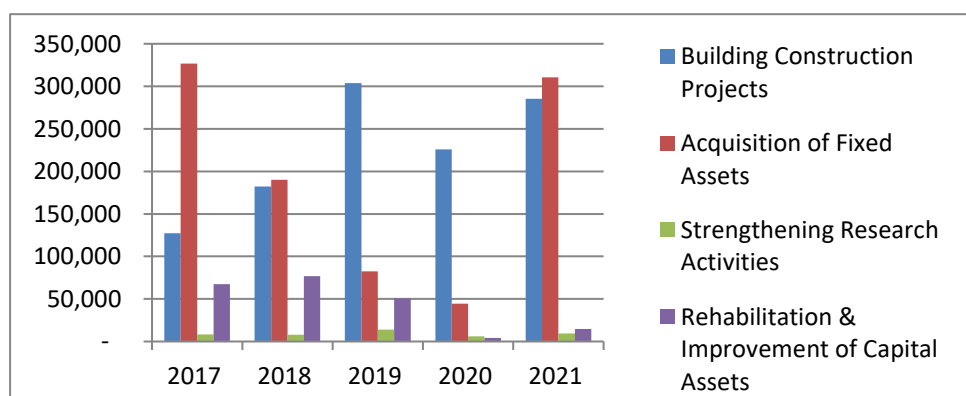


## 7.2 Summary of Financial Results (for the year ended 31.12.2021)

Recurrent Expenditure (Rs. 000)					
	2017	2018	2019	2020	2021
Personnel Emoluments	347,634	483,635	627,780	779,526	822,109
Operating Expenses-Current	277,601	296,583	358,571	275,914	289,816
Student Financial Assistance	60,606	56,450	27,797	28,687	29,338
<b>Total</b>	<b>685,841</b>	<b>836,668</b>	<b>1,014,148</b>	<b>1,084,126</b>	<b>1,141,262</b>



Capital Expenditure (Rs. 000)					
	2017	2018	2019	2020	2021
Building Construction Projects	127,300	182,273	182,273	225,709	285,478
Acquisition of Fixed Assets	326,717	190,105	190,105	44,624	310,734
Strengthening Research Activities	8,360	7,874	7,874	6,255	9,621
Quality Improvement Projects	368	1,042	1,042	-	4,344
Rehabilitation & Improvement of Capital Assets	67,399	76,741	76,741	4,356	14,816
<b>Total</b>	<b>530,145</b>	<b>458,035</b>	<b>458,035</b>	<b>280,944</b>	<b>624,992</b>



<b>Financial Assistance - Capital</b>	
	<b>2021</b>
Treasury Grants	195,000
UGC Grants	130,600
AHEAD Grants - To facilitate the Additional Student Intake	113,659
Assets Transferred from AHEAD Project	189,572
<b>Total</b>	<b>628,831</b>

<b>Treasury Grants</b>				
	<b>Amount (Rs. '000)</b>	<b>%</b>	<b>Amount (Rs. '000)</b>	<b>%</b>
<b>2020</b>				
Budgeted	956,000	100	261,500	100
Approved	956,000	100	261,500	100
Released	956,000	100	261,500	100
<b>2021</b>				
Budgeted	1,095,000	100	200,000	100
Approved	1,115,000	102	195,000	98
Released	1,115,000	102	195,000	98

<b>General Information</b>					
	<b>2017</b>	<b>2018</b>	<b>2019</b>	<b>2020</b>	<b>2021</b>
<b>Number of Students</b>	<b>2250</b>	<b>2502</b>	<b>2701</b>	<b>2908</b>	<b>3581</b>
<b>Staff Details</b>					
Academic Staff	135	151	153	161	187
Administrative Staff	21	21	24	22	23
Library Staff	3	4	3	3	3
Non Academic Staff	130	133	152	151	163
<b>Total</b>	<b>289</b>	<b>309</b>	<b>332</b>	<b>337</b>	<b>376</b>



**7.3 Statement of Financial Position (As at 31.12.2021)**

<b>STATEMENT OF FINANCIAL POSITION As at 31<sup>st</sup> December 2021</b>			
	<b>Note</b>	<b>2021</b> Rs.	<b>2020</b> <b>Restated</b> Rs.
<b>ASSETS</b>			
<u>Current Assets</u>			
Cash and Cash Equivalents	01	29,350,899	26,829,548
Investments	02	68,919,616	39,604,194
Receivables	03	21,391,721	17,937,360
Inventories	04	31,549,651	32,376,946
Advances	05	74,000	11,500
		151,285,887	116,759,547
<u>Non Current Assets</u>			
Receivables	06	6,328,913	7,001,332
Property, Plant and Equipment	07	2,417,701,001	1,589,458,459
Library Books and Cloaks	07	16,544,603	20,753,953
Capital Work In Progress	08	1,033,015,558	828,692,588
Land and Land Improvements	09	274,463,910	113,163,033
Quality Improvement Projects	10	4,565,045	1,819,015
		3,752,619,030	2,560,888,380
<b>Total Assets</b>		<b>3,903,904,917</b>	<b>2,677,647,927</b>
<b>LIABILITIES</b>			
<u>Current Liabilities</u>			
Accrued Expenses	11	76,804,308	101,446,035
Sundry Creditors and Others	12	134,731,330	119,897,947
Capital Received in Advance		1,627,671	1,594,333
		213,163,309	222,938,316
<u>Non Current Liabilities</u>			
Provisions for Gratuity	13	118,687,807	109,894,564
Provisions for Compensation	14	33,372,413	-
		152,060,220	109,894,564
<b>Total Liabilities</b>		<b>365,223,529</b>	<b>332,832,880</b>
<b>NET ASSETS</b>		<b>3,538,681,388</b>	<b>2,344,815,047</b>

**STATEMENT OF FINANCIAL POSITION**As at 31<sup>st</sup> December 2021

	Note	2021 Rs.	2020 Rs.
<b>EQUITY AND RESERVES</b>			
<b><u>Equity</u></b>			
Revaluation Reserves	15	851,130,601	-
General Reserve	16	2,620,873,818	2,286,898,144
		<u>3,472,004,419</u>	<u>2,286,898,144</u>
<b><u>Reserves</u></b>			
<b><u>Funds</u></b>			
Bond Violation Fund	17	55,318,829	47,062,538
Other Funds	18	11,358,140	10,854,364
		<u>66,676,969</u>	<u>57,916,902</u>
<b>TOTAL EQUITY AND RESERVES</b>		<b><u>3,538,681,388</u></b>	<b><u>2,344,815,047</u></b>

I certify that the Financial Statements comply with the requirements of the Universities Act No. 16 of 1978.



K. Tharanga Perera  
Bursar

Members of the Council are responsible for the preparation and presentation of these Financial Statements.

The Financial Statements were approved by the Council and signed on their behalf ;



Prof. J. L. Ratnasekera  
Vice Chancellor



Prof. H.M.J.C. Pitawala  
Member of the Council



Anujaka Ranasinghe  
Member of the Council

**7.4 Statement of Financial Performance (As at 31.12.2021)**

	Note	2021 Rs.	2020 Restated Rs.
<b>REVENUE</b>			
<u>Revenue From Non Exchange Transactions- Current</u>			
Government Grant for Recurrent Expenditure	19	1,115,000,000	956,000,000
Grants for Bursary Scholarships	20	29,337,900	28,686,550
		<b>1,144,337,900</b>	<b>984,686,550</b>
<u>Revenue From Exchange Transactions- Current</u>			
Income of Self Financed Programmes	21	11,354,500	9,749,563
Miscellaneous Income	22	21,517,496	19,752,968
		32,871,996	29,502,531
Total Revenue Current		<b>1,177,209,896</b>	<b>1,014,189,081</b>
<u>Revenue From Non Exchange Transactions- Capital</u>			
Capital Grants	23	439,226,152	314,951,675
Total Revenue Capital		<b>439,226,152</b>	<b>314,951,675</b>
<b>Total Revenue</b>		<b>1,616,436,048</b>	<b>1,329,140,756</b>
<u>Operating Expenses- Current</u>			
Personnel Emoluments	24	822,108,573	779,525,979
Travelling and Subsistence	25	291,589	507,985
Supplies	26	18,565,832	16,936,211
Maintenance	27	16,235,687	12,257,317
Contractual Expenditure	28	230,010,286	221,565,857
Other Recurrent Expenses	29	24,712,170	24,646,598
Expenses of Self Financed Programmes	30	3,948,615	1,884,793
Bursary and Mahapola Payments	31	29,337,900	28,686,550
		<b>1,145,210,653</b>	<b>1,086,011,290</b>
<u>Non Operating Expenses</u>			
Depreciation & Amortization	32	328,262,801	274,463,965
		<b>328,262,801</b>	<b>274,463,965</b>
<b>Total Expenses</b>		<b>1,473,473,454</b>	<b>1,360,475,254</b>
<b>Total Surplus / (Deficit) for the period</b>		<b>142,962,594</b>	<b>(31,334,498)</b>
Total surplus /(Deficit) for the period comprise current and capital surplus for the period as follows			
Current surplus/ (Deficit) for the period		31,999,243	(71,822,208)
Capital surplus/ (Deficit) for the period		110,963,351	40,487,710
		<b>142,962,594</b>	<b>(31,334,498)</b>

**7.5 Statement of Cash Flows (For the year ended 31.12.2021)**

	<b>2021</b> Rs.	<b>2020</b> Rs.
<b><u>Cash Flows from Operating Activities</u></b>		
Deficit / Surplus from ordinary activities	142,962,594	(31,334,498)
Previous year Adjustments -Gratuity	(817,577)	-
Previous year Adjustments -Accrued Expenses	46,504	-
Receipts/ (Payments) related to previous years	(4,263)	(729)
<b><u>Non - Cash Movements</u></b>		
Capital Grants Amortized	-	(165,456,342)
Depreciation	328,262,801	274,463,965
Provisions and Others	10,756,600	67,345,806
<b><u>Adjustments related to First Time adoption of SLPSAS 11</u></b>		
Capital Grant Received	-	(314,951,675)
Amortization	-	165,456,342
<b>Operating Profit before changes in Working Capital</b>	<b>481,206,658</b>	<b>(4,477,131)</b>
<b><u>Changes in working Capital</u></b>		
(Increase)/Decrease in Receivables (Current)	(3,454,361)	(842,292)
(Increase)/Decrease in Receivables (Non Current)	672,418	2,095,600
(Increase)/Decrease in Inventories	827,295	304,662
(Increase)/Decrease in Advance	(62,500)	208,696
Increase/(Decrease) in Accrued Expenses	(24,641,727)	13,093,930
Increase/(Decrease) in Sundry Creditors	14,833,383	(39,729,727)
Increase/(Decrease) advance received in advance		
<b>Operating Profit after Changes in Working Capital</b>	<b>469,381,166</b>	<b>(29,346,262)</b>
Gratuity paid	(1,145,780)	-
<b>Net cash flows from operating activities</b>	<b>468,235,386</b>	<b>(29,346,262)</b>
<b><u>Cash Flows from Investing Activities</u></b>		
Acquisition of Fixed Assets	(446,304,460)	(273,554,552)
Investments	(29,315,424)	(4,337,140)
<b>Net cash flows from investing activities</b>	<b>(475,619,884)</b>	<b>(277,891,692)</b>
<b><u>Cash Flows from Financing Activities</u></b>		
Treasury Funds	-	310,000,000
Other Funds	8,760,068	11,325,505
<b>Net cash flows from financing activities</b>	<b>8,760,068</b>	<b>321,325,505</b>
<b>Net Increase/(Decrease) in Cash and Cash Equivalents</b>	<b>2,521,351</b>	<b>14,087,551</b>
<b>Cash and Cash Equivalents at beginning of period</b>	<b>26,829,548</b>	<b>13,550,159</b>
<b>Cash and Cash Equivalents at end of period</b>	<b>29,350,899</b>	<b>26,829,548</b>

Note - Bank Balances as at 31/12/2021

<u>Bank</u>	<u>Account No</u>		
BOC	- 3114828	1,627,671	1,006,073
BOC	- 3114820	6,857,955	7,722,585
BOC	- 78166821	1,248,793	3,061,058
BOC	- 78057047	14,250,015	6,854,110
BOC	- 81216727	396,130	588,260
BOC	- 83977531	1,673,440	-
People's Bank	- 10100168384805	3,296,895	7,597,462
<b>Total</b>		<b>29,350,899</b>	<b>26,829,548</b>

**7.6 Statement of Changes In Equity (For the year ended 31.12.2021)**

	<b>Accumulated Fund</b>	<b>General Reserve</b>	<b>Special Reserve</b>	<b>Revaluation Reserves</b>	<b>Total Rs.</b>
<b>Balance as at 31.12.2020</b>	2,627,721,241	(1,217,272,753)	6,176,696	-	1,416,625,184
<b>Impact of First Time Adoption of SLPSAS 11-General Reserves</b>	(2,627,721,241)	3,504,170,898	(6,176,696)	-	870,272,961
<b>Restated Balance as at 01.01. 2020</b>	-	2,286,898,145	-	-	2,286,898,145
<b><u>Prior year adjustments</u></b>	-	-	-	-	-
Adjustments related to Depreciation	-	420,221	-	-	420,221.45
Accrued Expenses related Adjustments	-	46,504	-	-	46,503.67
Others	-	286,401	-	-	286,401.34
Fixed assets purchased under AHEAD project	-	189,442,375	-	-	189,442,375
Removal of gratuity provision of who transferred out	-	817,577	-	-	817,577
<b><u>Transactions - 2021</u></b>	-	-	-	-	-
Revaluation Gain	-	-	-	851,130,601	851,130,601
Capital Contribution or Addition for the year	-	-	-	-	-
Surplus /(Deficit) for the period	-	142,962,594	-	-	142,962,594
<b>Balance as at 31.12.2021</b>	-	<b>2,620,873,818</b>	-	<b>851,130,601</b>	<b>3,472,004,419</b>

## **7.7 Summary of Significant Accounting Policies to the Financial Statements**

### **7.7.1 General Information**

#### **7.7.1.1 Reporting Entity**

Uva Wellassa University has been incorporated under the Universities Act No.16 of 1978, and located at Passara Road, Badulla, Sri Lanka. University is functioned under the University Grants Commission and Ministry of Higher Education, Technology and Innovation.

#### **7.7.1.2 Date of Authorization for Issue**

The Financial Statements of the Uva Wellassa University were authorized for issue by the Council dated on 25.02.2022

#### **7.7.1.3 Reporting Period**

The Financial Period of the University represent from 01<sup>st</sup> January 2021 to 31<sup>st</sup> December 2021.

### **7.7.2 Summary of Significant Accounting Policies**

#### **7.7.2.1 Statement of Compliance**

The Financial Statements of the University have been prepared and presented in accordance with Sri Lanka Public Sector Accounting Standards (SLPSAS's). However, Sri Lanka Accounting Standards also have been used in the areas where no Public Sector Accounting Standards are available. These Financial Statements comprise the Statement of Financial Position, Statement of Financial Performance, Statement of Cash Flows, Statement of Changes in Equity and Notes to the Financial Statements.

These are the first Financial Statements published after adopting SLPSAS 11 REVENUE FROM NON-EXCHANGE TRANSACTIONS (TAXES AND TRANSFERS)

#### **7.7.2.2 Basis of Measurement**

The Financial Statements of the Uva Wellassa University have been prepared on the historical cost basis and apply consistently. No adjustments have been made for inflation factors affecting to the Financial Statements except for the Property, Plant and Equipment measured at fair value.

#### **7.7.2.3 Comparative Information**

All accounting policies adopted by the University are applied consistently with those of the previous year, where necessary comparative figures have been adjusted to conform to the changes, in presentation of current year figures.

#### **7.7.2.4 Materiality and Aggregation**

Each material class of similar items have presented separately in the Financial Statements. Items of dissimilar nature or function have presented separately unless they are immaterial.

**7.7.2.5 Offsetting**

Assets and Liabilities, Revenue and Expenses have not been offset unless required or permitted by SLPSAS.

**7.7.2.6 Going Concern**

The Uva Wellassa University has assessed the ability to continue as a going concern. The Council of Uva Wellassa University has a reasonable expectation that the University has adequate resources to continue in operational existence for the foreseeable future. University does not foresee a need for liquidation or cessation of operations, taking into account all available information about future. Accordingly, the university continues to adopt the going concern basis in preparing the financial statements.

**7.7.2.7 Events After the Reporting Period**

All material events after the reporting date have been considered and where appropriate adjustments or disclosures wherever necessary have been made in the Financial Statements.

**7.7.2.8 Functional & Presentation Currency**

Items included in the Financial Statements of the University are measured using the currency of the primary economic environment in which the University operates (the functional currency). These Financial Statements are prepared and presented in 'Sri Lankan Rupees' (Rs.), which is the University's functional and presentation currency.

**7.7.2.9 Transaction of Foreign Currencies and Balances**

Foreign currency transactions are translated into the functional currency using the exchange rates prevailing at the dates of the transactions or valuation where item are re measured. Foreign exchange gains and losses resulting from the settlement of such transactions and from the translation at year end exchange rates of monetary assets and liabilities denominated in foreign currencies are recognized in the Statement of Financial Performance.

**7.7.2.10 Rounding**

The amounts in Financial Statements have been rounded-off to the nearest rupee, except otherwise indicated as permitted by the Sri Lanka Public Sector Accounting Standards.

**7.7.2.11 Property, Plant & Equipment (PPE)**

The University's Property Plant & Equipment (PPE) includes Land, Buildings & Structures, Furniture & Fittings, Plant & Machinery, Office Equipment, Laboratory and Teaching Equipment, Motor Vehicles, Library Books and Cloaks.

**a. Basis of Recognition**

Property, Plant and Equipment are recognized if it is probable that future economic benefits associate with the item will flow to the entity and the cost of the item can be reliably measured.



**I. Initial Recognition**

All items of Property Plant & Equipment are stated initially at cost and subsequently measured at cost less accumulated depreciation and any impairment losses. The cost of Property Plant & Equipment comprises its purchase price and any directly attributable cost of bringing the asset to working condition for its intended use.

**II. Subsequent Expenditure on Existing Property, Plant & Equipment**

Expenditure incurred on tangible fixed assets is charged to the Statement of Financial Performance in the period which is incurred, unless it meets one of the following criteria, in which case, it is capitalized and depreciated over the relevant useful life time.

- Increase in the capacity of the asset
- Substantial improvement in the quality of output or reduction in operating cost,
- Significant extension of the life of the asset beyond that confirmed by repair and maintenance.
- Market value of PPE has subsequently increased.
- Expenditure incurred on repairs or maintenance of Property, Plant and Equipment in order to restore or maintain the future economic benefits expected from originally assessed standard of performance, is recognized as an expense when incurred.

**III. Measurement After Initial Recognition.****Revaluation Model**

After initial recognition, below classes of Property plant and equipment, whose fair value can be measured reliably has been carried out at revalued amounts, which is fair value at the date of revaluation less any subsequent accumulated depreciation and subsequent impairment losses.

Land  
Buildings and Structures  
Furniture and Fittings  
Plant & Machinery  
Office Equipment  
Lab and Teaching Equipment  
Motor Vehicles

The gain arising from revaluation of particular assets shall be identified in Revaluation Reserves in the Statement of Changes in Equity.

Revaluations shall be made with the following regularities.

Land – Every 10 years  
Buildings and Structures- Every 10 years  
Furniture and Fittings- Every 05 years  
Plant & Machinery- Every 05 years  
Office Equipment- Every 05 years  
Lab and Teaching Equipment- Every 05 years

Motor Vehicles- Every 05 years

Carrying Value of Property Plant and Equipment and Intangible assets are reviewed at each reporting date to determine whether there is any indication of impairment. If any such indication exists, then the assets recoverable amount is estimated. An impairment loss is recognized if the carrying amount of an asset exceeds its recoverable amount. Impairment losses are recognized in the Statement of Financial Performances.

#### **IV. Library Books & Cloaks**

Cost of Library books and Cloaks are depreciated on the straight-line basis over a period of 5 years.

#### **V. Intangible Assets**

Computer software and online journals have been recognized as intangible assets when it is probable that future economic benefits that are attributable to the assets will flow the enterprise and the cost of the asset can be measured reliably. Intangible assets acquired are stated at cost less accumulated amortization and accumulated impairment losses. These costs are amortized over their estimated useful lives.

##### **b. Depreciation**

Depreciation of Property Plant and equipment other than land, Buildings, Furniture & Fittings, Plant & Machinery, Office Equipment, Laboratory and Teaching Equipment and Motor Vehicles, is recognized in the statement of Financial Performance on the straight-line basis on each component of an item of property, plant and equipment. Depreciation of an asset begins when it is available for use and ceases at the earlier of the date that the asset is classified as held for sale and date that the asset is derecognized. The estimated useful life periods are as follows.

<u>Assets Category</u>	<u>Estimated Useful Life</u>
Buildings	20 years
Furniture & Fittings	10 years
Plant and Machinery	05 years
Office Equipment	3-5 years
Laboratory and Teaching Equipment	05 Years
Motor Vehicles	05 Years

##### **Depreciation after Revaluation**

Revalued Assets shall continue to be depreciated following the revaluation over the remaining useful life of each category of assets.

##### **c. Impairment of Assets**

The assets are tested for impairment at the end of the reporting period. The assets residual values and useful lives are reviewed, and adjusted if appropriate, at the end of each reporting period, an asset's carrying amount is written down immediately to its recoverable amount if the asset 's carrying amount is greater than its estimated recoverable amount Gains and losses on disposals are determined by comparing the

proceeds with the carrying amount and gain/ (loss) is recognized in the Statement of Financial Performance.

**d. Derecognition**

The carrying amount of Property Plant and Equipment is derecognized at the disposal or when no future economic benefits or service potential is expected from its use or disposal. The gain/ (loss) arising from the derecognition shall be included in surplus or deficit when the item is derecognized.

**7.7.2.12 Capital Work- in - Progress**

Capital expenses incurred on PPE which are not completed as at the reporting date are shown as Capital Work - in -Progress and cost incurred on Capital Work - in - Progress is transferred to Property, Plant and Equipment when it is available for use.

**7.7.2.13 Current Assets**

Current Assets classified in Statement of Financial Position are those which are expected to be realized in, or consumption, in the University's normal operating cycle, expected to be realized within twelve months after the reporting date or cash or a cash equivalent.

**7.7.2.14 Inventories**

Inventories are stated at cost and determined on First in First out (FIFO) basis. Inventories mainly comprise of stationaries, chemical & glassware and other consumables. Inventories are for consumption and not for resale.

**7.7.2.15 Advances to Staff and Receivables**

Advances to staff and receivable comprises, festival advance and interest receivables.

**7.7.2.16 Cash & Cash Equivalents**

Cash and cash equivalents are defined as cash in hand, demand deposits and short term highly liquid investments readily convertible to known amounts of cash and subject to insignificant risk of change in value. For the purpose of Cash Flow Statement, cash & cash equivalent includes cash in hand and deposits in banks. Investments with short term maturity of six months or less from the date of acquisition are also treated as cash equivalents. The cash flow statement is prepared based on the indirect method.

**7.7.2.17 Accounting for Government Grants**

**7.7.2.17.1 Government Grants Related to Capital Expenditure**

Government Grants for the Capital expenditure has been recorded in Financial Statements in Accordance with Sri Lanka Public Sector Accounting Standard 11 Revenue from non-Exchange Transactions. According to the SLPSAS 11.

**a. Revenue Recognition**

An inflow of resources from non- Exchange transactions recognized as an Asset shall be recognized as revenue except to the extent that a liability is also recognized in respect of

the same inflow.

Revenue from the non-exchange transactions shall be measured at the amount of increase in net assets recognized by the entity. The amount which has not been utilized in assets will be recognized in Capital Received in advance Account under current liabilities.

### **First Time adoption of SLPSAS 11**

Impact to the Financial Statements by adoption of SLPSAS 11 is presented in Annexure 01, 02 & 3 in Accounting Policies

#### **b. Recurrent Grant**

Recurrent grants are recognized in the Statement of Financial Performance on cash basis.

#### **7.7.2.18 Employee Benefits**

##### **Defined Contribution Plans**

Employees of the University are entitled for Universities Provident Fund (UPF) and Employees Trust Fund (ETF) in line with respective statutes and regulations. The University contributes 7% and 3% on basic emoluments plus cost-of-living allowance, academic allowances and monthly compensation allowances of the employees to the Universities Provident Fund and to the Employee's Trust Fund respectively. Further University contributes 8% on basic emoluments plus cost-of-living allowance, academic allowances and monthly compensation allowances of the employees to the Universities Pension Fund as a retirement benefit. These are recognized as expenses in the Statement of Financial Performance as incurred.

##### **Defined Benefit Plans**

A defined benefit plan is a post-employment benefit plan other than a defined contribution plan. The defined benefit is calculated using projected unit credit method as recommended by SLPSAS 19 "Employee benefits". The present value of the defined benefit obligation is determined by discounting the estimated future cash outflows using interest rates that are denominated in the currency in which the benefits will be paid, and that have terms to maturity approximating to the terms of the related liability. The present value of the defined benefit obligations depends on a number of factors that are, determined on an actuarial basis using number of assumptions. Key assumptions used in determining the defined retirement benefit obligations are given in Notes. Any changes in these assumptions will impact the carrying amount of defined benefit obligations.

Provision has been made for retirement gratuities from the beginning of service for all employees, in conformity with SLPSAS 19 on employee benefits. Provision are made to all employees those who become eligible under the Gratuity Act No.12 of 1983, the liability to an employee arises only on completion of 5 years of continued service. This provision is not fully externally funded.

### **7.7.2.19 Liabilities and Provisions**

#### **7.7.2.19.1 Current Liabilities**

Current Liabilities are stated at their book value.

#### **7.7.2.19.2 Provisions**

Provisions are recognized when the University has present obligations (legal and constructive) as a result of a past event, where it is probable that an outflow of resources embodying economic benefits will be required to settle the obligation and a reliable estimate can be made of the amount of the obligation.

#### **7.7.2.19.3 Contingent Liabilities and Contingent Assets**

A contingent liability is a possible obligation that arises from past events whose existence will be continued by the occurrence or non-occurrence of one or more uncertain future events beyond the control of the programme or a present obligation that is not recognized because it is not probable that an outflow of resources will be required to settle the obligation.

A contingent liability also arises in extremely rare cases where there is a liability that cannot be measured reliably. The uncertainty does not recognize a contingent liability but disclose its existence in the Financial Statements.

A contingent asset is a possible asset that arises from past events whose existence will be confirmed by the occurrence or non-occurrence of one or more uncertain future events beyond the control of the University. The University does not recognize contingent asset but discloses its existence where inflow of economic benefits is probable but not virtually certain.

### **7.7.2.20 Revenue Recognition- Exchange Transactions**

#### **7.7.2.20.1 Income from Self-Financed Programmes**

Income from Self-Financed Programmes and other activities are recognized on accrual basis over the period of course and degrees.

#### **7.7.2.20.2 Expenditure Recognition**

Expenses incurred in carrying out all activities of the University are recognized on an accrual basis and charged to the Statement of Financial Performance.

#### **7.7.2.21 Statement of Cash Flows**

The Statement of Cash Flows has been prepared by using the Indirect Method in accordance with the SLPSAS 2 whereby gross cash receipts and gross cash payments of operating activities, finance activities and investing activities have been recognized. Cash and cash equivalents comprise short term, highly liquid investments that are readily convertible to known amounts of cash and are subject to an insignificant risk of changes in value.

**7.8 Notes to the Financial Statements (For the year ended 31.12.2020)**

<b>01 Cash and Cash Equivalents</b>			
<b>Bank balances</b>			
		<b>2021</b>	<b>2020</b>
		Rs.	Rs.
<u>Bank of Ceylon - Badulla</u>			
A\C No. 3114820		6,857,955	7,722,585
A\C No. 3114828		1,627,671	1,006,073
A\C No. 78166821		1,248,793	3,061,058
A\C No. 78057047		14,250,015	6,854,110
A\C No. 81216727		396,130	588,260
A\C No. 86977531		1,673,440	-
<u>Peoples Bank - Badulla</u>			
A\C No.010100168384805		3,29 6,895	7,597,462
		<b>29,350,899</b>	<b>26,829,548</b>
<b>02 Investments</b>			
		<b>2021</b>	<b>2020</b>
		Rs.	Rs.
<b>Fixed Deposits</b>			
UKK Fund		6,540,554	4,482,794
VC Fund		836,120	365,125
Security Deposits (Shroff and Store Keeper)-BOC		50,000	75,000
Bond Violation Fund		32,969,334	22,520,348
Chancellor's Scholarship Fund		1,237,651	1,063,000
Funds for Convocation Awards		204,600	204,600
Grant for 5th Census of Sinharaja Man Biosphere Reserve		11,031,358	10,893,327
Post Graduate Unit / CODL		14,500,000	-
University Development Fund		700,000	-
Management Faculty Development Fund		250,000	-
CODL Development Fund		400,000	-
Applied Science Faculty Development Fund		200,000	-
		<b>68,919,616</b>	<b>39,604,194</b>
<b>03 Receivables</b>			
		<b>2021</b>	<b>2020</b>
		Rs.	Rs.
Security Deposits	<b>3.1</b>	480,000	480,000
Receivables -Recurrent	<b>3.2</b>	17,319,315	13,723,069
Receivables -Self Financed Programmes		10,000	81,400
Staff Loans and Advances	<b>3.3</b>	3,582,406	3,652,891
		<b>21,391,721</b>	<b>17,937,360</b>

## Notes to the Financial Statements (Cont.)

<b>3.1 Security Deposits</b>				
Victoria Agencies		150,000		150,000
Badulla Multi Purpose Co-Operative Society - (Fuel Deposit)		150,000		150,000
Badulla Pradeshiya Sabhava		180,000		180,000
		<b>480,000</b>		<b>480,000</b>
<b>3.2 Receivables - Recurrent</b>				
Bursary		13,443,800		7,475,200
Bond Violation Fund		2,685,762		4,385,762
Fixed Deposit Interest		1,140,250		1,821,767
other receivables		49,503		40,341
		<b>17,319,315</b>		<b>13,723,069</b>
<b>3.3 Staff Loans and Advances</b>				
Types	Balance as at 31.12.2021	Age Analysis		
		Less than 1 Year	1-2 years	More than 2 years
Distress Loans	8,880,046	3,063,296	2,531,169	3,285,581
Staff Loans	8,840	4,760	1,870	2,210
Festival Advances	155,000	155,000	-	-
Computer Loans	285,000	97,000	74,500	113,500
Vehicle Loans	582,433	262,350	160,083	160,000
	<b>9,911,319</b>	<b>3,582,406</b>	<b>2,767,622</b>	<b>3,561,291</b>
<b>04 Inventories</b>				
		<b>2021</b> Rs.	<b>2020</b> Rs.	
Stationary		8,993,418	9,146,497	
Building & Structures		731,407	621,828	
Maintenance				
Mechanical, Electrical & other Goods		231,575	598,867	
Medical Supplies	4.1	213,031	442,755	
Chemical & Glassware	4.1	21,380,221	21,566,999	
		<b>31,549,651</b>	<b>32,376,946</b>	
<b>4.1 Medical Supplies and Chemical &amp; Glassware</b>				
		<u>Medical Stock</u>	<u>Chemical &amp; Glassware</u>	
Value of Opening Stock		442,755	21,566,999	
Purchases		378,049	6,652,098	
Value of Closing Stock		(213,031)	(21,380,221)	
Consumption for the year 2021		<b>607,774</b>	<b>6,838,877</b>	

## Notes to the Financial Statements (Cont.)

4.2	Following types and number of animals, purchased for practical purposes are lived in the University at the end of year 2021		
		<u>Quantity</u>	
	Rabbit	11	
	Guinea pig	21	
	Goat (Imported)	5	
	Goat (Local)	2	
	Turkey	1	
	Guinea Fowl	2	
	Duck	3	
	Quails	4	

05	<b>Advances</b>		
		<b>2021</b> Rs.	<b>2020</b> Rs.
	Sundry Advances - Recurrent	5.1	9,000 -
	Sundry Advances - Capital		- 11,500
	Self Financed Programms	5.2	65,000 -
			<b>74,000 11,500</b>

5.1	<b>Sundry Advances - Recurrent</b>		
	T.M.C. Sasansala		9,000 <b>9,000</b>

5.2	<b>Self Financed Programms</b>		
	N.C. Jayasinghe		2,200
	M. Rubavathanen		45,000
	T.M.C. Sasansala		16,300
	P.I.N. Fernando		1,500 <b>65,000</b>

06	<b>Receivables - Non Current</b>		
		<b>2021</b> Rs.	<b>2020</b> Rs.
	Vehicle Loans	3.3	320,083 540,600
	Staff Loans		4,080 8,840
	Computer Loans		188,000 255,500
	Distress Loans		5,816,750 6,196,391 <b>6,328,913 7,001,332</b>



## Notes to the Financial Statements (Cont.)

<b>07 Property, Plant and Equipment</b>						
<b>7.1 Acquisition of Fixed Assets</b>						
	Balance as at 01.01.2021	Additions	Revaluation	Transfers	Balance as at 31.12.2021	
<b>7.1.1 Carrying Value</b>						
Buildings	2,343,029,595	126,598,130	1,998,800,000	(2,343,029,595)	2,125,398,131	
Furniture & Fittings	304,238,246	59,679,311	-	(6,870)	363,910,687	
Plant & Machinery	18,685,584	-	-	-	18,685,584	
Office Equipment			-	-		
Office Equipment	36,360,146	5,795,439	-	-	42,155,585	
Sport Goods	12,667,070	633,630	-	-	13,300,700	
Other Capital Assets	30,443,675	13,461,234	-	-	43,904,910	
Computers	119,764,367	48,249,499	-	-	168,013,866	
Laboratory & Teaching Equipment	565,207,432	148,173,438	-	-	713,380,870	
Motor Vehicles	18,650,000	-	-	-	18,650,000	
Total Carrying Amount	3,449,046,115	402,590,682	1,998,800,000	(2,343,036,465)	3,507,400,333	
<b>7.1.2 Depreciation</b>						
Buildings	1,091,937,539	106,269,907	-	(1,085,718,966)	112,488,479	
Furniture & Fittings	182,409,371	24,133,715	-	2,700,016	209,243,102	
Plant & Machinery	9,248,355	2,915,473	-	-	12,163,828	
Office Equipment						
Office Equipment	28,026,876	5,022,215	-	595,047	33,644,138	
Sport Goods	10,033,655	1,533,679	-	122,499	11,689,833	
Other Capital Assets	20,062,759	6,033,267	-	1,903,027	27,999,053	
Computers	81,716,430	23,129,262	-	6,273,460	111,119,152	
Laboratory & Teaching Equipment	424,521,005	101,237,525	-	30,231,549	555,990,079	
Motor Vehicles	11,631,667	3,730,000	-	-	15,361,667	
Total Depreciation	1,859,587,657	274,005,043	-	(1,043,893,369)	1,089,699,332	

## Notes to the Financial Statements (Cont.)

7.1.3

Net Book Value

Buildings	1,251,092,055	-	-	2,012,909,652
Furniture & Fittings	121,828,876	-	-	154,667,585
Plant & Machinery	9,437,229	-	-	6,521,756
Office Equipment				
Office Equipment	8,333,270	-	-	8,511,447
Sport Goods	2,633,415	-	-	1,610,867
Other Capital Assets	10,380,916	-	-	15,905,857
Computers	38,047,937	-	-	56,894,713
Laboratory & Teaching Equipment	140,686,427	-	-	157,390,791
Motor Vehicles	7,018,333	-	-	3,288,333
Total Net Book Value	1,589,458,459	-	-	2,417,701,001

7.1.4

Office Equipment are depreciated over the estimated useful life as mentioned below.

Virus Gauds

3 years

Other Office Equipment

5 years

7.1.5

The particular class of 'Buildings' under Property Plant and Equipment has been Revalued on December 2020 by the **Department of Government Valuation**. All the buildings in the university premises have been revalued at the value of Rs. 1,998,800,000/= and as a result a revaluation gain of Rs. 851,130,601.36 has been recognized in Revaluation Reserves. Following are the major assumptions used by the Valuation department in revaluation of Buildings in the University.

- Effective Date of the revaluation:  
08th December 2020
- An independent valuer was involved and the valuer was Department of Government Valuation.
- Revaluation Surplus was Rs. 851,130,601.36 and no any restriction of distributing.
- Sum of all revaluation surpluses for individual item of Property Plant and Equipment Rs. 932,563,030.66
- Sum of all revaluation deficits for individual item of Property Plant and Equipmet Rs. ( 81,432,429.30)
- If the Buildings were not revalued Net book value as at the reporting date would be;

Total Cost as at 31st December 2021 Rs. Cts.	Accumulated Depreciation as at 31st December 2021 Rs. Cts.	Net Book Value as at 31st December 2021 Rs. Cts.
2,190,906,890.79	1,152,782,836.69	1,038,124,054.10

## Notes to the Financial Statements (Cont.)

<b>7.2 Library Books and Cloaks</b>					
	Balance as at 01.01.2021	Additions	Disposals	Transfers	Balance as at 31.12.2021
<b>7.2.1 Carrying Amounts</b>					
Library Books	89,217,487	5,689,919	-	-	94,907,406
Cloaks	3,238,420		-	-	3,238,420
Total Carrying Amount	92,455,907	5,689,919	-	-	98,145,826
<b>7.2.2 Depreciation</b>					
Library books	69,320,594	9,367,299	-	-	78,920,880
Cloaks	2,381,359	298,984	-	-	2,680,343
Total Depreciation	71,701,953	9,666,283	-	-	81,601,223
<b>7.2.3 Net Book Value</b>					
Library books	19,896,893		-	-	15,986,526
Cloaks	857,061		-	-	558,077
Total Library Books and Cloaks	<b>20,753,953</b>		-	-	<b>16,544,603</b>
<b>08 Capital Work In Progress</b>					
	Contract Sum (without taxes)	Balance as at 01.01.2020	Additions	Transfers	Balance as at 31.12.2021
Establishment of Uva Wellassa University - Phase II	-	13,257,124		(13,257,124)	-
Establishment of Uva Wellassa University - Phase II Balance Work	628,461,071	500,375,221	204,808,924	(34,299,765)	670,884,380
Technology Faculty Building (Budget Proposals 2016/2017)	253,219,360	237,595,342	65,226,873		302,822,215
Rehabilitation & Improvement Projects	18,481,106	25,393,692	14,815,934	(25,393,692)	14,815,934
Construction of four number of Staff Quarters	35,996,045	36,329,347		(36,329,347)	-
Design & Refurbishment of Main Canteen	15,853,265	15,741,862	-	(15,741,862)	-
Alternative Water Supply	35,832,218	-	15,441,721		15,441,721
Design & Furnish Elementary Lab - Dept. of Biosystems Tech.	26,063,248	-	28,148,308		28,148,308
Furniture & Teaching Aids for Faculty of Technology Studies	4,515,000		903,000		903,000
Total Capital Work In Progress		<b>828,692,588</b>	<b>329,344,760</b>	<b>(125,021,790)</b>	<b>1,033,015,558</b>

## Notes to the Financial Statements (Cont.)

<b>09. Land and Land Improvements</b>					
	Balance as at 01.01.2021	Additions	Disposals	Transfers	Balance as at 31.12.2020
University Premises	112,521,068	9,174,932	-	152,122,705	273,818,705
Preliminary Expenses - Land Acquisition	641,965	3,240	-	-	645,205
Total Capital Work In Progress	<b>113,163,033</b>	<b>9,178,172</b>	-	<b>152,122,705</b>	<b>274,463,910</b>
<b>10 Quality Improvement Projects / Intangible Assets</b>					
	Balance as at 01.01.2021	Additions	Transfers	Amortisation	Balance as at 31.12.2021
Research and Development	-	9,620,963	-	9,620,963	-
Provision for Compensation	-	33,372,413		33,372,413	-
Human Capital Development Projects	-	320,630	-	320,630	-
Software	1,819,015	4,023,500	-	1,277,470	4,565,045
Total Net Book Value	<b>1,819,015</b>	<b>47,337,505</b>	-	<b>44,591,475</b>	<b>4,565,045</b>
<b>10.1</b> Software are amortized over the estimated useful life of five years period.					
<b>10.2</b> Please refer 'Note no. 14'. for further details of Provision for Compensation.					
<b>10.3</b> Details of Additions during the year are indicated in annexures.					

## Notes to the Financial Statements (Cont.)

<b>11</b>		<b>Accrued Expenses</b>				
			<b>2021</b>	<b>2020</b>		
			Rs.	Rs.		
		Recurrent Payments	74,549,703	100,837,643		
		Self Financed Programmes	2,254,605	608,392		
			<b>76,804,308</b>	<b>101,446,035</b>		
<b>12</b>		<b>Sundry Creditors and Others</b>				
			<b>2021</b>	<b>2020</b>		
			Rs.	Rs.		
		Retentions	89,849,074	80,236,034		
	12.1					
		Sundry Creditors - Recurrent	23,721,719	17,333,092		
	12.2					
		Sundry Creditors - Capital	11,900,850	19,020,323		
	12.3					
		Sundry Creditors - Self Financed Programme	49,503	36,962		
		Interest Payable on Security Deposits	27,636	35,822		
		Refundable Deposits	2,023,505	1,022,741		
		Security Deposits - Recurrent	1,747,332	1,330,165		
		Deposit and payable - Recurrent	76,365	585,886		
		Deposit and payable - Capital	5,052,603	17,953		
		Deposit and payable - Self Financed Programme	218,119	218,119		
		Stamp Duty Payable	48,925	45,150		
		Withholding Tax Payable	15,700	15,700		
			<b>134,731,330</b>	<b>119,897,947</b>		
<b>12.1</b>		<b>Retentions</b>				
		Supplier/ Item	<u>Balance as at 01.01.2021</u>	<u>Additions / Adjustments</u>	<u>Released</u>	<u>Balance as at 31.12.2021</u>
		Construction	66,624,142	1,890,596	-	68,514,738
		Furniture	4,051,132	764,131	406,284	4,408,979
		Computer	61,813	190,400	-	252,213
		Office Equipment	8,329	-	-	8,329
		Lab Equipment	3,296,942	-	29,210	3,267,732
		Technology Stream	3,657,648	10,060,540	1,508,776	12,209,412
		Other Capital Assets	173,968	-	-	173,968
		Building & Structures - Rehabilitation	1,285,255	847,929	1,119,483	1,013,701
			79,159,228	13,753,596	3,063,753	89,849,074

## Notes to the Financial Statements (Cont.)

<b>12.2 Sundry Creditors - Recurrent</b>			
	<b>2021</b>	<b>2020</b>	
	<b>Rs.</b>	<b>Rs.</b>	
Sundry Creditors - Recurrent	1,100	1,100	
Foreign Funded Project (Fifth Census Sinharaja 25ha Plot)	13,128,786	11,385,675	
Presidential Scholarship	230,250	200,250	
Funds from MOHE	39,135	39,135	
Collections of University Business Linkage Unit	8,551,877	4,502,797	
Research Grants	1,770,570	1,204,135	
	<b>23,721,719</b>	<b>17,333,092</b>	
<b>12.3 Sundry Creditors - Capital</b>			
	<b>Less than 1 year</b>	<b>More than 1 year</b>	<b>Total</b>
Winap Lanka (Pvt) Ltd	25,500	-	25,500
Sumudu Enterprises	318,000	-	318,000
R.M Senevirathna	163,050	-	163,050
N & A Holdings (Pvt) Ltd	32,000	-	32,000
D.S.Book International	1,582,469	-	1,582,469
Hemsons International (Pvt) Ltd	2,487,583	-	2,487,583
R.S.Global Traders	176,800	-	176,800
Pack Software Point (Pvt) Ltd	-	137,500	137,500
Research Grant	422,547	-	422,547
D.T.S. Geethdev	280,000	-	280,000
M.H. Fathima Siyana	40,630	-	40,630
Sri Jaya Constructions	143,830	-	143,830
Leema Creation (Pvt) Ltd	528,190	-	528,190
DB Gangoda Associates International (Pvt) Ltd	382,961	-	382,961
Zemliam Holdings (Pvt) Ltd	412,100	-	412,100
A.M.J.T. Gangananda	75,000	-	75,000
Analytical Instruments (Pvt) Ltd	4,581,090	-	4,581,090
Richard Pieris Distributors Ltd	111,600	-	111,600
	<b>11,763,350</b>	<b>137,500</b>	<b>11,900,850</b>

## Notes to the Financial Statements (Cont.)

<b>13</b>	<b>Provision for Gratuity</b>	<b>2021</b>	<b>2020</b>
		Rs.	Rs.
	Balance as at the beginning of the year	109,894,564	46,832,429
	Removal of gratuity provision of who transferred out	(817,577)	-
	Benefits paid/Payable	(1,145,780)	(2,018,874)
	Interest Cost for the Period	8,726,159	4,917,405
	Current Service Cost /Provision for the Year	14,348,675	14,768,770
	Actuarial(Gain)/Loss	(12,318,234)	45,394,834
	Balance as at end of the year	<b>118,687,807</b>	<b>109,894,564</b>
<b>14</b>	<b>Provision for Compensation</b>	<b>2021</b>	<b>2020</b>
		Rs.	Rs.
	Balance as at the beginning of the year	-	-
	Provision for the year	33,372,413	-
	Compensation paid for the year	-	-
	Balance as at end of the year	<b>33,372,413</b>	-
	<p>There are three pending Court Cases (Writ Applications) filed by industrialist, resides in the University Premises, against the Ministry of Higher Education. Uva Wellassa University is one of the co-respondent. The Cabinet Appointed Committee of Compensation has been assessed the value of the compensation to be paid to Industrialists who resides in the University Premises. The assessed the value of the compensation of Rs. 44,496,550/= and 75% of assessed value has been provided in Financial Statements for the year of 2021. For the recording purpose, the compensation provision firstly identified as an asset under intangible assets and fully amortized for the period.</p>		
<b>15</b>	<b>Revaluation Reserves</b>	<b>2021</b>	<b>2020</b>
		Rs.	Rs.
	Total Cost of the Building as at 01.01.2021	2,190,906,891	-
	Total Accumulated Depreciation of Buildings as at 01.01.2021	(1,043,237,492)	-
	Total Net Book Value as at 01.01.2021	1,147,669,399	-
	Revalued Amount	1,998,800,000	-
	Revaluation Surplus / Reserves	<b>851,130,601</b>	-

## Notes to the Financial Statements (Cont.)

<b>16 General Reserves</b>		<b>2021</b>	<b>2020</b>
		Rs.	Restated Rs.
Balance as at the beginning of the year 01.01.2021	-	(1,217,272,753)	
Adjustments Related to First Time adoption of SLPSAS 11	-	3,504,170,898	
Restated Balance as at 01.01.2021	2,286,898,145	2,286,898,145	
<u>Adjustments relevant to prior periods</u>			-
Adjustments related to Depreciation	420,221		-
Accrued Expenses related Adjustments	46,504		-
Others	286,401		-
Fixed assets purchased under ahead project	189,442,375		-
Removal of gratuity provision of who transferred out	817,577		-
Adjusted Balance	2,477,911,225		-
Surplus/(Deficit) Transferred	142,962,594		-
Balance as at end of the year	2,620,873,819		-
<b>17 Bond Violation Fund</b>		<b>2021</b>	<b>2020</b>
		Rs.	Rs.
<u>Fund Received</u>			
Balance as at the beginning of the year	38,199,749	29,155,815	
M.A.D.S. Marasinghe	-	2,902,264	
K.W.M.M.P. Wasala	1,466,695	2,000,000	
W.M.P.G.C. Weerakoon	2,750,000	4,141,671	
R.M.T.C.B. Ekanayake	1,537,218	-	
K.M.R.K. Kulathunga	1,372,770	-	
Total	7,126,683	9,043,934	
Balance as at end of the year	45,326,433	38,199,749	
<u>Interest on Fund</u>			
Balance as at the beginning of the year	8,862,789	7,075,861	
Fixed deposit Interest recorded	1,129,608	1,786,928	
Balance as at end of the year	9,992,397	8,862,789	
<b>Grand Total as at 31.12.2021</b>	<b>55,318,829</b>	<b>47,062,538</b>	
<u>Fund Receivable</u>			
A receivable amount of Rs. 2,685,762/- is included in the Fund balance as at 31.12.2021.			
Balance as at the beginning of the year	4,385,762		
Fund Received	Ms. E K N D Fernando	(1,700,000)	
Balance as at end of the year		2,685,762	
Notices on vacation of post have been issued to following staff members and they are liable to pay the outstanding balances mentioned below.			
Mr. K W M M P Wasala		597,552	
Ms. W M P C G Weerakoon		863,160	
Ms. H K S G Gunadasa		13,123,067	
		14,583,779	



## Notes to the Financial Statements (Cont.)

<b>18 Special Funds</b>		<b>2021</b>	<b>2020</b>
		<b>Rs.</b>	<b>Rs.</b>
UKK Fund	18.1	6,747,068	6,482,795
Vice Chancellor's Fund	18.2	902,667	822,028
Welfare Fund	18.3	177,364	177,364
Chancellor's Scholarship Fund	18.4	1,267,602	1,273,643
University Development Fund	18.5	863,773	863,246
ANS & EAG Faculty Development Fund	18.5	14,601	14,601
SCT Faculty Development Fund	18.5	225,618	225,467
MGT Faculty Development Fund	18.5	307,934	307,746
CODL Development Fund	18.5	543,878	428,099
Fund for Awards	18.6	249,833	259,374
Other Funds		57,801	-
		<b>11,358,140</b>	<b>10,854,364</b>
<b>18.1 UKK Fund</b>			
Balance as at the beginning of the year		6,482,795	6,130,457
Fixed Deposit Interest recorded		264,274	352,338
Balance as at end of the year		<b>6,747,068</b>	<b>6,482,795</b>
<b>18.2 Vice Chancellor's Fund</b>			
Balance as at the beginning of the year		822,028	794,075
Fixed deposit Interest recorded		20,640	27,953
Transfer from other projects		60,000	-
Balance as at end of the year		<b>902,667</b>	<b>822,028</b>
<b>18.3 Welfare Fund</b>			
Balance as at the beginning of the year		177,364	177,364
Movement during the year		-	-
Balance as at end of the year		<b>177,364</b>	<b>177,364</b>
<b>18.4 Chancellor's Scholarship Fund</b>			
Balance as at the beginning of the year		1,004,500	1,004,500
<u>Interest on Fund</u>			
Interest brought forward		269,143	235,989
Fixed deposit Interest recorded		57,959	105,154
Scholarship Payments to Students		(64,000)	(72,000)
Net Interest on Fund		263,102	269,143
Balance as at end of the year		<b>1,267,602</b>	<b>1,273,643</b>
<b>18.5 Development Funds</b>			
The University Development Fund and Faculty Development Funds were established during the year 2017 and transferring a percentage of income of the Self Financing Activities conducted by each Faculty.			
<b>18.6 Fund for Awards</b>			
The Fund has been established during the year 2017 aiming at to appreciate the best performing students at the Convocation. The interest received by investing the fund will be used for this purpose.			

## Notes to the Financial Statements (Cont.)

<b>19</b>	<b>Recurrent Grants</b>		
		<b>2021</b>	<b>2020</b>
		Rs.	Rs.
	Recurrent Grants received from Treasury	1,115,000,000	956,000,000
		<b>1,115,000,000</b>	<b>956,000,000</b>
<b>20</b>	<b>Bursary &amp; Mahapola Grants</b>		
		<b>2021</b>	<b>2020</b>
		Rs.	Rs.
	Bursary	29,337,900	27,223,900
	Mahapola - UGC Contribution	-	1,462,650
		<b>29,337,900</b>	<b>28,686,550</b>
<b>21</b>	<b>Self Financed Programme Income</b>		
		<b>2021</b>	<b>2020</b>
		Rs.	Rs.
	Course Fees - Certificate, Diploma, Degree Courses	1,868,000	9,749,563
	Course Fees - Post Graduate Courses	-	-
		<b>11,354,500</b>	<b>9,749,563</b>
<b>22</b>	<b>Miscellaneous Income</b>		
		<b>2021</b>	<b>2020</b>
		Rs.	Rs.
	Registration Fees - Undergraduates	1,367,000	795,000
	Examination Fees - Undergraduates	574,460	813,355
	Interest from Loans & Advances	392,084	465,746
	Interest from Investments	340,122	17,649
	Sale of Discarded Items	20,325	45,825
	Sale of Produce	-	13,070
	Rent Income	967,370	286,401
	Hostel Fees	3,531,650	3,619,379
	Medical Fess	273,200	159,950
	Library Fines	2,860	14,019
	Ancillary Activities	907,600	78,100
	Miscellaneous Receipts – Recurrent	3,300,030	2,363,626
	Miscellaneous Receipts – Capital	98,535	3,749,171
	Interest Income - Self Financed Programmes	202,759	16,178
	Aptitude Test (Expenditure - Ref. Note 29)	9,539,500	7,315,500
		<b>21,517,496</b>	<b>19,752,968</b>

## Notes to the Financial Statements (Cont.)

<b>23</b>	<b>Capital Grants</b>	<b>2021</b>	<b>2020</b>
		Rs.	Rs.
	Capital Received in Advance at the beginning of the year	1,594,333	5,167,951
	<u>Capital Grants Received</u>		
	Treasury Grants	195,000,000	261,500,000
	UGC Block Grants - Technology Faculty	117,000,000	48,500,000
	UGC Block Grants - Staff Quarters	3,600,000	-
	UGC Block Grants - IT infrastructure for Online Teaching	10,000,000	-
	AHEAD Grants - To facilitate the Additional Student Intake	113,659,490	-
	Other Donations received for the period	-	1,378,057
	Total Grants to be utilized for the period	440,853,823	316,546,008
	Capital Expenditure During the year	(439,226,152)	(314,951,675)
	Capital Received in Advance at the end of the year	<b>1,627,671</b>	<b>1,594,333</b>
<b>24</b>	<b>Personnel Emoluments</b>	<b>2021</b>	<b>2020</b>
		Rs.	Rs.
	Personnel Emoluments- Academic Staff	627,890,669	538,464,090
	Personnel Emoluments- Non Academic Staff	183,461,304	175,856,329
	Gratuity Expense	10,756,600	65,205,561
	Total (Academic and Non Academic Staff)	<b>822,108,573</b>	<b>779,525,979</b>
<b>25</b>	<b>Travelling and Subsistence</b>	<b>2021</b>	<b>2020</b>
		Rs.	Rs.
	Domestic	147,689	400,470
	Foreign	143,900	107,514
		<b>291,589</b>	<b>507,985</b>
<b>26</b>	<b>Supplies</b>	<b>2021</b>	<b>2020</b>
		Rs.	Rs.
	Stationary and Office requisites	7,969,086	7,526,870
	Fuel and Lubricant - Transport	957,974	1,115,316
	Uniform and Tailoring charges	560,444	479,280
	Mechanical and Electrical goods	1,471,835	4,136,026
	Chemicals & Glassware	6,838,877	3,078,992
	Medical Supplies	607,774	497,069
	Other Supplies	159,843	102,658
		<b>18,565,832</b>	<b>16,936,211</b>

## Notes to the Financial Statements (Cont.)

<b>27</b>	<b>Maintenance</b>	<b>2021</b>	<b>2020</b>
		Rs.	Rs.
	Vehicles	621,425	1,021,424
	Plant, Machinery and Equipment	6,505,310	3,201,430
	Building & Structures	9,036,711	7,675,364
	Furniture	-	17,200
	Other maintenance	72,241	341,900
		<b>16,235,687</b>	<b>12,257,317</b>
<b>28</b>	<b>Contractual Services</b>	<b>2021</b>	<b>2020</b>
		Rs.	Rs.
	Transport	23,481,679	29,986,332
	Telecommunication	16,830,027	16,470,455
	Postal Charges	960,385	831,457
	Electricity	11,167,320	13,051,814
	Water	3,010,489	3,447,449
	Security Service	51,685,898	48,505,798
	Cleaning Service	55,623,770	52,771,370
	Rent & Hire Charges	59,621,405	51,714,184
	Printing & Advertising etc.	7,137,200	4,519,976
	Other Contractual Services	492,115	267,022
		<b>230,010,286</b>	<b>221,565,857</b>
<b>29</b>	<b>Other Recurrent Expenses</b>	<b>2021</b>	<b>2020</b>
		Rs.	Rs.
	Travel Grants to University Teachers	440,958	315,000
	Special Services – Council & Committees	3,203,242	3,336,953
	Special Services – Professional & Others	2,459,716	2,263,155
	Workshops , Seminars, etc.	198,352	1,092,347
	Academic Research	27,038	445,209
	Staff Development	893,605	381,153
	Postgraduate Research and Scholarships	19,741	125,869
	Course Materials for Students & Quality Improvement	1,472,045	331,570
	Industry internships, Practical and Career Guidance	1,393,984	635,261
	Student Development and Initiative Programmes	188,228	1,467,028
	University Sport Activities	247,750	434,689
	Students & Employee Welfare	19,425	333,611
	Corporate Plan & Growth Outlook	212,980	70,882
	Holiday warrants season tickets	26,750	80,285
	Entertainment Expenses	447,011	189,946
	Bank Charges	-	500
	Contribution & Membership Fees	270,996	860,141
	Convocation Expenses	2,575,926	65,434
	Examination Expenses	3,523,442	6,823,499
	Others	252,575	179,315
	Aptitude Test Expenses (Income - Ref. Note 22)	6,838,408	5,334,562
	Employee Welfare & Medical	-	11,058
		<b>24,712,170</b>	<b>24,646,598</b>

## Notes to the Financial Statements (Cont.)

<b>30 Self Financed Programme Expenses</b>		
	<b>2021</b>	<b>2020</b>
	Rs.	Rs.
Resource Personnel fees	84,000	86,000
Stationary & Consumable	854,017	755,958
Visiting Lecture Fees	1,647,000	219,000
Coordination Fees	1,117,803	314,052
Advertising	33,750	190,894
University Overhead	41,035	62,530
Other Expenses	148,110	185,519
Examination Expenses	22,900	70,840
	<b>3,948,615</b>	<b>1,884,793</b>
<b>31 Bursary and Mahapola Payments</b>		
	<b>2021</b>	<b>2020</b>
	Rs.	Rs.
Bursary Scholarships Payments	29,337,900	27,223,900
Mahapola Scholarships Payments	-	1,462,650
	<b>29,337,900</b>	<b>28,686,550</b>
<b>32 Depreciation -1</b>		
	<b>2021</b>	<b>2020</b>
	Rs.	Rs.
Buildings	106,269,907	116,950,147
Furniture & Fittings	24,133,715	22,306,086
Office Equipment	5,022,215	5,539,383
Computers	23,129,262	16,702,377
Laboratory & Teaching Equipment	101,237,525	82,637,745
Books & Periodicals	9,367,299	9,573,115
Sports Goods	1,533,679	1,794,072
Other Capital Assets	6,033,267	3,898,149
Cloaks	298,984	343,583
Motor Vehicle	3,730,000	3,730,000
Plant & Machinery	2,915,473	3,392,433
	<b>283,671,326</b>	<b>266,867,089</b>
<b>Depreciation -2</b>		
	<b>2021</b>	<b>2020</b>
	Rs.	Rs.
Students Centered Learning	-	185,829
Strengthening Research	9,620,963	6,254,741
Compensation Expense	33,372,413	-
Software	1,277,470	1,156,305
Competency Building of Staff	320,630	-
	<b>44,591,475</b>	<b>7,596,876</b>
<b>Total</b>	<b>328,262,801</b>	<b>274,463,965</b>

## Notes to the Financial Statements (Cont.)

<b>33</b>	<b>Recurrent Expenditure Programme based</b>		
		<b>2021</b>	<b>2020</b>
		Rs.	Rs.
	General Administration	299,615,998	286,435,287
	Academic Services	700,447,284	659,412,051
	Teaching Resources	22,507,991	22,567,565
	Maintenance	21,688,467	26,051,663
	Welfare Services	10,026,267	10,975,585
	Postgraduate Studies	6,284,923	6,194,402
	Ancillary Activities	51,353,207	43,803,393
		<b>1,111,924,137</b>	<b>1,055,439,946</b>
<b>34</b>	A contingent liability of Rs.25Mn, a minimum commitment has occurred, in form of a penalty of interest due to a delay in settlement of the sale proceeds of the acquisition of a 'Garment Factory'. The liability is towards the Divisional Secretary, Badulla. The matter has been referred to the Attorney General for advices.		
<b>35</b>	The University has been selected as a grantee of Accelerating Higher Education Expansion and Development Project (AHEAD Project) granted by Ministry of Education. During the year 2021, the University has been utilized Rs. 104.4 Mn worth of Capital grant.		

## 7.9 Performance (Control) Report for the Year 2021

	Original Budget Rs.	Revisions Rs.	Revised Budget Rs.	Actual Rs.
<b>Income - Recurrent</b>				
Recurrent Grant	1,095,000,000	-	1,095,000,000	1,115,000,000
Self Financed Programme Income	8,700,000	-	8,700,000	11,354,500
Other Income	7,000,000	-	7,000,000	11,977,996
<b>Total Income -Recurrent</b>	<b>1,110,700,000</b>	<b>-</b>	<b>1,110,700,000</b>	<b>1,138,332,496</b>
<b>Expenses - Recurrent</b>				
Personnel Emoluments	745,000,000	-	745,000,000	822,108,573
Travelling Expenses	1,000,000	-	1,000,000	291,589
Supplies	26,000,000	-	26,000,000	18,565,832
Maintenance	16,000,000	-	16,000,000	16,235,687
Contractual Expenditure	258,000,000	-	258,000,000	230,010,286
Other Recurrent Expenses	49,000,000	-	49,000,000	17,873,763
Self Financed Programme Expenses	8,700,000	-	8,700,000	3,948,615
<b>Total Expenses - Recurrent</b>	<b>1,103,700,000</b>	<b>-</b>	<b>1,103,700,000</b>	<b>1,109,034,345</b>
<b>Income - Capital</b>				
Capital Grants	200,000,000	-	200,000,000	195,000,000
UGC Block Grants	-	-	-	130,600,000
AHEAD Grants- Additional Student Intake	-	-	-	113,659,490
<b>Total Income - Capital</b>	<b>200,000,000</b>	<b>-</b>	<b>200,000,000</b>	<b>439,259,490</b>
<b>Expenses - Capital</b>				
Rehabilitation & Improvement of Capital Assets	12,000,000	-	12,000,000	15,491,543
Acquisition of Fixed Assets	60,000,000	(20,000,000)	40,000,000	27,970,220
Construction Projects - Continuation	115,000,000	22,500,000	137,500,000	220,250,645
Research and Development	10,000,000	-	10,000,000	9,620,963
Human Capital Development Projects	3,000,000	(2,500,000)	500,000	320,630
Budget Proposals 2016/17 - Establishment of Technology Faculty	-	-	-	184,445,464
<b>Total Expenses - Capital</b>	<b>200,000,000</b>	<b>-</b>	<b>200,000,000</b>	<b>458,099,464</b>

### 7.10 Summary of Programme & Project Wise Recurrent Expenditure

Programme	Personnel Emoluments - Academic & Non-Academic	Travelling Expenses	Supplies	Maintenance Expenses	Contractual Services	Other Recurrent Expenditure	Total
<b>General Administration</b>	<b>106,534,036</b>	<b>146,439</b>	<b>6,044,728</b>	<b>14,735,366</b>	<b>156,931,576</b>	<b>15,223,853</b>	<b>299,615,998</b>
General Administration	84,227,334	102,714	4,722,363	14,644,317	134,748,668	14,824,189	253,269,585
Financial Administration	17,047,007	43,725	345,874	91,049	460,831	399,664	18,388,150
Stores & supply services	3,876,586	-	45,009	-	-	-	3,921,595
Security Service	1,383,108	-	19,094	-	-	-	1,402,202
Transport services	-	-	912,388	-	21,722,077	-	22,634,465
<b>Academic</b>	<b>669,536,360</b>	<b>145,150</b>	<b>9,640,655</b>	<b>850,659</b>	<b>12,107,453</b>	<b>8,167,007</b>	<b>700,447,284</b>
Faculty of Science & Technology	219,137,779	1,250	3,721,069	63,593	3,754,880	1,535,491	228,214,062
Faculty of Management	128,384,923	-	647,211	26,305	1,692,401	2,485,255	133,236,095
Faculty of ANS & EAG	253,407,588	143,900	3,565,136	485,908	5,132,405	2,290,316	265,025,253
Faculty of Technological Studies	68,606,070	-	1,707,239	274,853	1,527,767	1,855,945	73,971,874
<b>Teaching resources</b>	<b>20,375,756</b>	<b>-</b>	<b>475,190</b>	<b>220,370</b>	<b>493,980</b>	<b>942,695</b>	<b>22,507,991</b>
Library Services	20,375,756	-	388,416	136,994	455,865	61,188	21,418,219
Educational Technology	-	-	86,774	83,376	38,115	881,507	1,089,772
<b>Welfare services</b>	<b>8,824,509</b>	<b>-</b>	<b>607,977</b>	<b>10,975</b>	<b>312,733</b>	<b>270,073</b>	<b>10,026,267</b>
Students & staff welfare	-	-	-	-	-	-	-
Health Services	4,330,896	-	550,155	-	72,000	705	4,953,756
Physical Education	4,493,613	-	57,822	10,975	240,733	269,368	5,072,511
<b>Maintenance</b>	<b>5,519,538</b>	<b>-</b>	<b>1,455,066</b>	<b>382,457</b>	<b>14,326,089</b>	<b>5,317</b>	<b>21,688,467</b>
Land & buildings	5,519,538	-	1,455,066	382,457	146,280	5,317	7,508,658
Electricity Supply	-	-	-	-	11,169,320	-	11,169,320
Water Supply	-	-	-	-	3,010,489	-	3,010,489
<b>Postgraduate Studies</b>	<b>5,623,829</b>	<b>-</b>	<b>333,009</b>	<b>35,860</b>	<b>189,000</b>	<b>103,225</b>	<b>6,284,923</b>
Postgraduate Unit	5,623,829	-	333,009	35,860	189,000	103,225	6,284,923
<b>Ancillary activities</b>	<b>5,694,545</b>	<b>-</b>	<b>9,207</b>	<b>-</b>	<b>45,649,455</b>	<b>-</b>	<b>51,353,207</b>
Hostels	5,694,545	-	9,207	-	45,649,455	-	51,353,207
<b>Total</b>	<b>822,108,573</b>	<b>291,589</b>	<b>18,565,832</b>	<b>16,235,687</b>	<b>230,010,286</b>	<b>24,712,170</b>	<b>1,111,924,137</b>



## 7.11 Report of the Auditor General

BDU/D/UWU/2021/FS

23 August 2022

Vice Chancellor  
Uva Wellassa University

Report of the Auditor General on the Financial Statements and Other Legal and Regulatory Requirements of the Uva Wellassa University for the year ended 31 December 2021 in terms of Section 12 of the National Audit Act, No. 19 of 2018.

-----

### 1. Financial Statements

-----

#### 1.1 Qualified Opinion

-----

The audit of financial statements of the Uva Wellassa University for the year ended 31 December 2021 comprising the statement of Financial Position as at 31 December 2021 and the statement of financial performance, statement of changes in equity and statement of cash flows for the year then ended, and notes to the financial statements, including a summary of significant accounting policies was carried out under my direction in pursuance of provisions in Article 154(1) of the Constitution of the Democratic Socialist Republic of Sri Lanka read in conjunction with provisions of the Sub-section 107 (5) of the Universities Act, No.16 of 1978 and the National Audit Act No. 19 of 2018. My comments and observations which I consider to be presented in terms of Sub-section 108 (1) of the Universities Act, appear in this report. My report to Parliament in pursuance of provisions in Article 154 (6) of the Constitution will be tabled in due course.

In my opinion, except for the effects of the matters described in the basis for Qualified Opinion section of my report, the accompanying financial statements give a true and fair view of the financial position of the Uva Wellassa University as at 31 December 2021 and of its financial performance and cash flows for the year then ended in accordance with Sri Lanka Public Sector Accounting Standards.

#### 1.2 Basis for Qualified Opinion

-----

- (a) Although all income collected should be included in the statement of financial performance in terms of Paragraph 99 of Sri Lanka Public Sector Accounting Standard No.01, sums totaling Rs.8,256,291 including Rs. 7,126,683 recovered during the year 2021 from the officers who had breached the bond agreements and interest income of Rs.1,129,608 received from the investment of those money had not been included in the statement of financial performance. Accordingly, the surplus of the year under review has been understated by Rs.8,256,291.

- (b) Since the total cost of Rs.593,944,192 of 15 buildings that had been completed but not used during the year under review had not been capitalized, the cost of property, plant and equipment as at 31 December 2021 and the work-in-progress as at that date had been understated and overstated respectively by an amount equivalent to that value. Similarly, depreciation of buildings for the year under review had been understated by Rs.12,010,316 in the account.
- (c) A sum of Rs.18,243,844 to be recovered from 03 lecturers as at 31 December 2021 due to the breach of bond agreements had not been disclosed in the financial statements.

I conducted my audit in accordance with Sri Lanka Auditing Standards (SLAuSs). My responsibilities, under those standards are further described in the Auditor's Responsibilities for the Audit of the Financial Statements section of my report. I believe that the audit evidence I have obtained is sufficient and appropriate to provide a basis for my opinion.

### **1.3 Other Information Included in the Annual Report 2021 of the University**

-----

The other information means the information included in the 2021 Annual Report of the University of Uva Wawallassa, which I obtained prior to the date of this report, but not contained in the Financial Statements and my audit report thereon. Management is responsible for this other information.

My opinion on financial statements does not cover the other information and I do not express any assurance or opinion about them.

My responsibility in connection with my audit of financial publications is to study the above identified other information and evaluate whether the other information is substantially mismatched with the financial statements or my knowledge gained in auditing or another manner.

Based on the information I received prior to the date of this auditor's report and the measures I have taken, if I conclude that this other information is substantially incorrect, I should report that matter. I have nothing to report in this connection.

### **1.4 Responsibilities of Management and Those Charged with Governance for the Financial Statements**

-----

Management is responsible for the preparation of financial statements that give a true and fair view in accordance with Sri Lanka Public Sector Accounting Standards, and for such internal control as management determine is necessary to enable the preparation of financial statements that are free from material misstatement, whether due to fraud or error.

In preparing the financial statements, management is responsible for assessing the Uva Wellassa University's ability to continue as a going concern, disclosing, as applicable, matters related to going concern and using the going concern basis of accounting unless

management either intend to liquidate the University or to cease operations, or has no realistic alternative but to do so.

Those charged with governance are responsible for overseeing the Uva Wellassa University's financial reporting process.

As per Sub-section 16(1) of the National Audit Act No. 19 of 2018, the Uva Wellassa University is required to maintain proper books and records of all its income, expenditure, assets and liabilities, to enable annual and periodic financial statements to be prepared of the Institute.

### **1.5 Auditor's Responsibility for the Financial Statements**

-----

My objective is to obtain reasonable assurance about whether the financial statements as a whole are free from material misstatement, whether due to fraud or error, and to issue an auditor's report that includes my opinion. Reasonable assurance is a high level of assurance, but is not a guarantee that an audit conducted in accordance with Sri Lanka Auditing Standards will always detect a material misstatement when it exists. Misstatements can arise from fraud or error and are considered material if, individually or in the aggregate, they could reasonably be expected to influence the economic decisions of users taken on the basis of these financial statements.

As part of an audit in accordance with Sri Lanka Auditing Standards, I exercise professional judgment and maintain professional scepticism throughout the audit. I also:

- Identify and assess the risks of material misstatement of the financial statements, whether due to fraud or error, design and perform audit procedures responsive to those risks, and obtain audit evidence that is sufficient and appropriate to provide a basis for my opinion. The risk of not detecting a material misstatement resulting from fraud is higher than for one resulting from error, as fraud may involve collusion, forgery, intentional omissions, misrepresentations, or the override of internal control.
- Obtain an understanding of internal control relevant to the audit in order to design audit procedures that are appropriate in the circumstances, but not for the purpose of expressing an opinion on the effectiveness of the Uva Wellassa University's internal control.
- Evaluate the appropriateness of accounting policies used and the reasonableness of accounting estimates and related disclosures made by the management.
- Conclude on the appropriateness of the management's use of the going concern basis of accounting and based on the audit evidence obtained, whether a material uncertainty exists related to events or conditions that may cast significant doubt on the Uva Wellassa University's ability to continue as a going concern. If I conclude that a material uncertainty exists, I am required to draw attention in my auditor's report to the related disclosures in the financial statements or, if such disclosures are inadequate, to modify my opinion. However, future events or conditions may cause the University to cease to continue as a going concern.

- Evaluate the overall presentation, structure and content of the financial statements, including the disclosures, and whether the financial statements represent the underlying transactions and events in a manner that achieves fair presentation.

I communicate with those charged with governance regarding, among other matters, significant audit findings, including any significant deficiencies in internal control that I identify during my audit.

## 2 Report on Other Legal and Regulatory Requirements

- 2.1.1 National Audit Act, No. 19 of 2018 includes specific provisions for following requirements.
- 2.1.2 Except for the effect of the matters described in the Basis for Qualified Opinion paragraph, I have obtained all the information and explanation that required for the audit and as far as appears from my examination, proper accounting records have been kept by the Uva Wellassa University as per the requirement of Section 12 (a) of the National Audit Act, No. 19 of 2018.
- 2.1.3 The financial statements presented by the Uva Wellassa University are consistent with the preceding year as per the requirement of section 6 (1) (d) (iii) of the National Audit Act, No. 19 of 2018.
- 2.1.4 The financial statements presented includes all the recommendations made by me in the previous year as per the requirement of section 6 (1) (d) (iv) of the National Audit Act, No. 19 of 2018.
- 2.2 Based on the procedures performed and evidence obtained were limited to matters that are material, nothing has come to my attention;
- 2.2.1 to state that any member of the governing body has any direct or indirect interest in any contract entered into by the University which are out of the normal cause of business as per the requirement of section 12 (d) of the National Audit Act, No. 19 of 2018.
- 2.2.2 to state that the University has not complied with any applicable written law, general and special directions issued by the governing body of the Institute as per the requirement of section 12 (f) of the National Audit Act, No. 19 of 2018, except for the following observations.

Reference to Laws, Rules/Directives	Observations
(a) Financial Regulations of the Democratic Socialist Republic of Sri Lanka Financial Regulation 571	A sum of Rs.41,848,552 that remained exceeding 02 years has various

constructions, supplies and retention money for obtaining services had not been disposed of.

- (b) Establishments Code for the University Grants Commission and the Higher Education Institutions
  - (i) Paragraph 7.6 of Chapter V
 

A sum of Rs.32,827,523 due from 06 lecturers in relation to breach of agreements had not been recovered as at 31 December 2021.
  - (ii) Paragraph 1.6.1 of Chapter X, Paragraph 3.1 of Chapter XX and Public Administration Circular No.03/2017 dated 19 April 2017.
 

Without being confirmed the arrival and departure of the academic staff for the year under review by the fingerprint machines, a sum of Rs.627,890,669 had been paid as salaries and allowances during the year under review.
  - (iii) Paragraph 4.1 of Chapter VII and Management Services Circular No.03/2018 dated 18 July 2018.
 

Without obtaining approval from the University Grants Commission and the Department of Management Services of the General Treasury, sums totaling Rs.54,020,257 had been paid to 186 officers of the university staff as house rental allowances for the period from 01 January 2017 to 31 December 2021.
- (c) State Accounts Circular No.30/94 dated 20 April 1994 and Department of External Resources Circular No.SC&PMU/Grant/19.
 

Although all foreign grants should be obtained through the Department of External Resources with the knowledge and consent of that department, contrary to that, the University had directly obtained Rs.4,217,177 from the United Nations Higher Education Programme for the research project of the Centers of Excellence in Sustainable Tourism to boost economic development and enhance University-Business cooperation in Southern Asia during the year under review.
- (d) University Grants Commission Circular No.09/2019 dated 25 November 2019.
 

Although 10 per cent of the salary should be recovered as per the circular provisions from the officers who are entitled to the official quarters, regardless of those provisions, charges for the Vice Chancellor's quarters had not been recovered. Further, official

quarters facilities have been provided by charging a lower rent as Rs.2,000 per month from the officers residing in other senior officers quarters and Rs.1000 per month from the officers residing in the Studio Apartment.

- 2.2.3 to state that the University has not performed according to its powers, functions and duties as per the requirement of section 12 (g) of the National Audit Act, No. 19 of 2018.
- 2.2.4 to state that the resources of the University of Uwa Wellassa had not been procured and utilized economically, efficiently and effectively within the time frames and in compliance with the applicable laws as per the requirement of section 12 (h) of the National Audit Act, No. 19 of 2018 except for the following observation.

In the procurement relating to obtaining security service to the University for the year 2020/2021, the Technical Evaluation Committee had not computed the minimum basic salary of a security officer and evaluated the bids accordingly, and the bids presented by the companies that had quoted the lowest bid and the second lowest bid had been rejected without basis and therefore, the award of the contract to the third lowest bidder had been recommended. Due to awarding the contract to the third lowest bidder based on that recommendation, overpayment of Rs.2,634,989 had to be paid for the period from 01 October 2020 to 31 January 2022.

### 3. Other Matters

- (a) A candidate who had not fulfilled the required qualifications for the post of Senior Assistant Librarian in terms of University Grants Commission Circular No.921 dated 23 April 2010 had been recruited to that post from 25 July 2018 and salaries and allowances of Rs.10,072,409 had been paid during the period up to 31 December 2021.
- (b) For the purpose of accelerating the taking over of 29.805 hectares of land belonging to the University, a retired Land Commissioner had been recruited at the end of 2017 for the post of Advisor of Land Acquisition, which is not included in the approved cadre. Although sums totaling Rs.2,750,000 had been paid to that officer by 31 December 2021, land acquisition had not been completed despite the lapse of more than 04 years.
- (c) Although there were no engineering activities to be performed daily in the university, a Chief Engineer of the Uva Provincial Building Director's Office had been recruited on part time basis for a period of 06 months with effect from 02 December 2015 at a monthly allowance of Rs.50,000 to a post of Engineer which is not included in the approved cadre. Subsequently, while making reappointment and extending the period of service, the monthly allowance had been increased up to Rs.75,000. Thus,

having appointed an officer to an unapproved post and extending the service period, a sum of Rs.4,650,000 had been paid from December 2015 to 31 December 2021 and the university had not maintained a record on the duties monthly performed by the officer.

- (d) Although a person who has passed the General Certificate of Education Advanced Level should be recruited to the post of Trainee Technical Officer Grade II “b” category, a person who had not fulfilled that qualification had been recruited for that post and salaries and allowances of Rs.3,275,787 had been paid during the period from April 2016 to October 2021.

W.P.C. Wickramatatne  
Auditor General

## 7.12 The Answers to the Auditor General Report

Answers for the Report of the Auditor General on the Financial Statements and Other Legal and Regulatory Requirements of the Uva Wellassa University for the year ended 31 December 2021 in terms of Section 12 of the National Audit Act, No. 19 of 2018

No.	Comments of the Management of the University and the Steps Taken
1.2 (a)	In terms of the University Grants Commission Circular 737, it had been decided not to include the money recovered from the relevant officials due to breaching the bond agreements and the interest earned from investing that money in the income of the year. That circular does not mention about taking the money to the income and it is mentioned about incurring the eligible expenditure to invest the money received. All these receipts are accumulated in the Bonds Violation Fund. Action will be taken to include the interest income in the revenue in due course.
(b)	General practice of the University is to capitalize the asset for the year after the final bill is received. Although capitalization is done for the year in which the final bill is settled, provision for depreciation is made from the date of beginning of the use of the asset. The reason for waiting for the final bill to capitalize the asset is to avoid the practical problems of bill variations occurred during construction and readjustment after capitalization. However, action will be taken to capitalize the constructions made during the year in the same year and make the relevant provision for depreciation during that year. Action will be taken to capitalize the completed construction of Rs.593,944,192 in the year 2022 and adjust the related accumulated depreciation in the general reserve.



(c)	Action will be taken to disclose the all monies to be recovered relating to the violation of bond agreements in the financial statements in due course.
2.2.2 (a)	It is informed you that the deposits of Rs.41,848,552.00, which have been held for more than 02 years in various constructions, supplies and services, will be released after the final bills are settled.
(b) (i)	A sum of Rs.7,020,196.20 out of the value of Rs.32,872,522.94 that should have been recovered for breach of the bond agreement has been recovered in the year 2022 and action is being taken to recover the remaining amount.
(b) (ii)	An attendance register or fingerprint machine is not used for the academic staff in the university system and lectures are conducted by the academic staff in accordance with the timetables given for the lectures at the beginning of the academic year. That lecture reports are recorded in the relevant department and before the payment of salaries and allowances at the end of each month, the salary division obtains a confirmation from the relevant heads of the department to the effect that the academic staff members of the relevant department are employed. Based on the above confirmation, salaries and allowances are paid to the academic staff.
(b) (iii)	A letter was submitted to the University Grants Commission on 12 January 2022 to obtain approval for granting house rent allowances. However, since the University Grants Commission had informed to correct the sent letter and the attachments, they were sent back to the University Grants Commission on 09 March 2022 after being corrected. The Internal Auditor of the University Grants Commission has sent an email stating that it has been received.
(c)	A sum of Rs. 4,217,177.00 (17,416.58 Euros) had been given directly to Uva Wellassa University in the year 2021 by the Higher Education Programme of the European Union for the Center of Excellence in Sustainable Tourism CESTour research project in order to increase economic development and university business cooperation in South Asia. That money has been given in accordance with the agreement and by the letter bearing number UWU/FD/B/2022/09 dated 01.06.2022, the Treasury has been informed about the foreign grants received directly to the University for the year 2021, and a copy thereof has also been sent to the Department of External Resources.

(d)	<p>Quarters are provided for the officers including the Vice-Chancellor of the University as the Vice-Chancellor's Residence, 06 Senior Officers' Quarters and Staff Quarters. Further, the Vice-Chancellor's residence is reserved not only for his personal use, but also for the accommodation of ambassadors, vice-chancellors of other universities and heads of state who visit the University. Since a tax is charged for the quarters and vehicles provided to them in accordance with the "pay as you earn" tax imposed by the government with effect from 01 April 2018, action was not taken as per the 2019 University Grants Commission Circular No.9/2019.</p>
2.2.4	<p>Not agreed. The United Guards Global (pvt) Ltd had not submitted the salary calculation method and action has been taken to obtain the salary calculation method from this company on the request of the Technical Evaluation Committee and the approval of the Procurement Committee.</p> <p>The method of calculate has been given by the relevant institution on 07 August 2020 and the Technical Evaluation Committee has given decisions based on the same.</p> <p>Further, in the calculation of the minimum pay of United Guards Global, 06 special leave have not been taken into account and the minimum pay has not been duly calculated. Therefore, the Technical Appraisal Committee has decided that the lowest bidder is the KYS Security Service. Accordingly, it is informed that no financial loss has occurred to the university.</p>
2.3 (a)	<p>The recruitment to the post of Senior Assistant Librarian was made formally with the approval of the Council by considering the qualification of the applicant by an expert committee and recommending the recruitment.</p>
(b)	<p>Since the transfer of 64.7 acres of land allocated for the establishment of Uva Wellassa University was not properly carried out even by 2017, a suitable officer was employed for that purpose as per the recommendation of the University Grants Commission's Letter No. UGC/IDD/GEN/01 dated 30.03.2016.</p> <p>He has collected a lot of various information about the ownership of those lands and has carried out many of the land acquisition activities to the final stage. Further, his enormous service has been received in acquiring the lands belonging to Kalugalpitiyya, Wevassa Estate and the Balangoda Plantation Company to the University.</p>

	On account of his experience and institutional relationships, he has been able to direct the land settlement of Uva Wellassa University to the right path and carry out the transfer work promptly.
(c)	He performs the duties of the Project Manager and the said post is a post included in the staff approved by the Department of Management Services in the year 2017. He supervises the construction and payment of the projects and he is paid from the funds available for the consultancy services of the respective projects.
(d)	<p>Due to discrepancy in the result sheet of G.E.C (A/L) examination, she was dismissed as per the decision of the Council No. 156. In order to confirm the discrepancy, the university made a complaint to the Criminal Investigation Department and the Criminal Investigation Department started the investigation.</p> <p>Meanwhile, Ms. Samaratunga made a request regarding the withdrawal of the complaint submitted to the Criminal Investigation Department by the letter dated 17.11.2021. That letter was submitted to the 167th Council meeting held and it was decided to inquire the University Grants Commission regarding that matter.</p> <p>In relation to that query, the letter dated 25.04.2022 issued by the Chairman of the University Grants Commission states that since the university has acted in accordance with the provisions of the University Establishments Code and the provisions of the Criminal Law, the University Grants Commission has no legal capacity to take decisions for that.</p> <p>That letter was submitted to the 173rd Council and the Council decided to inquire about the new situation from the Criminal Investigation Department.</p> <p>Accordingly, a letter was sent to inquire about that matter from the Criminal Investigation Department on 08.06.2022 and the Badulla Special Criminal Investigation Division submitted a report on 22.06.2022. It was stated therein that after carrying out investigations related to the incident and recording the statements of the people involved in the incident and reporting to the court on 18.02.2022, the court order was taken to obtain a report related to the examination results from the Commissioner of Examination and that order has been submitted to the Commissioner of Examination.</p>

## 8 Achievements of Sustainable Development Goals

Goal	Objectives	Achievement
<b><u>GOAL 1:</u></b> <b>To produce well-rounded graduates with a vision and capability to fulfill the demands of the industry and the society</b>	1.1 Improve subject knowledge, skills and competencies along with the transferable essential skills, attitudes and values to instill professionalism and vision for life	1.1.1 Developed and maintained updated curricular for study programs. 1.1.2 Continuing Broad General Education to develop essential skills and produce well rounded Graduate. 1.1.3 Provide Essential Skills and Broad General Education in addition to the knowledge on Value Addition
	1.2 Improve entrepreneurial and technocratic skills in students to a level of excellence	1.2.1 Organized Seminars, workshops, visits with industry leaders, credited courses, incubation projects, industry placements and created entrepreneurial knowledge
	1.3 Broaden the scope of education provision by introducing demand driven new degree programmes	1.3.1 Introduced new degree programs by Identifying potentially high value addition areas to the national resources base
<b><u>GOAL 2:</u></b> <b>To promote global citizenship by expanding opportunities for higher learning for foreign students</b>	2.1 Make UWU an attractive University for foreign students	2.1.1 Created high standard learning facilities 2.1.2 Signed MOU for students / staff exchanging programs
	2.2 Ensure sustainable development through cultural diversity	2.2.1 Exchanging knowledge, students and staff created multicultural environment for better knowledge of world education and global requirement
<b><u>Goal 3:</u></b> <b>To develop innovative and flexible mechanisms to effectively deliver study programmes and promote research</b>	3.1 Increase the inter-disciplinary nature of the study programmes to meet the national and global demand	3.1.1 Continue the review of study programs 3.1.2 Implement government requirement with new courses of study
	3.2 Strengthen the external collaborations , establish partnership & agreements	3.2.1 Determine government priorities and private sector interests and Direct

	on research and allied activities	<p>challenge students and staff to initiate research aiming national development</p> <p>3.2.2 Identify training needs work closely with private sector</p> <p>3.2.3 Support local industries through University Business Linkage (UBL)</p> <p>3.2.4 Building relationships with industries</p>
	3.3 Enhance teaching, research and entrepreneurial skills of staff	<p>3.3.1 Create a mechanism to develop skills of all the staff members through Staff Development Centre</p> <p>3.3.2 Motivating staff members to produce government required research and motivating to support nation</p>
<b>GOAL 4:</b> <b>To become an exemplary service procurer and employer</b>	4.1 Recruit and retain highly qualified workforce to help in accomplishing the university's vision	4.1.1 Create environment to absorb eligible and suitable workforce
	4.2 Increase the standards of teaching, research and administration to the level of excellence by 2021	4.2.1 Imparted knowledge and skills and provide professional training for industry personnel
<b>GOAL 5:</b> <b>To become one of the most attractive and well-planned university that offer the best environment for learning, teaching and research supported by leading edge technology</b>	5.1 Create a conducive physical and social environment to facilitate the teaching and learning experience	<p>5.1.1 Developed modern lecture halls for effective communication and facilitate lecture halls with state-of-the-art teaching aids and communication equipment</p> <p>5.1.2 Developed fully furnished and equipped teaching, elementary and advanced research lab complexes</p> <p>5.1.3 Developed work areas with excellent facilities for staff</p> <p>5.1.4 Industrial Training relevant to the degree programs</p>
	5.2 Improve and maintain the	5.2.1 Managed out sourced

	wellbeing of University community	services in such a way to meet goals set for the university
	5.3 Create a ragging free environment at the University	5.3.1 Continuing mentoring process of students and created social groups for monitoring unethical behaviors.
	5.4 Provide necessary infrastructure facilities for teaching, learning and research	5.4.1 Developed library information system, knowledge base, management information system
	5.5: Provide modern information and communication technology for teaching, learning and research	5.5.1 Developed University IT infrastructure connecting all the lecture halls and hostels
<b>GOAL 6:</b> <b>Enhance institutional capacity to achieve academic, financial, and administrative efficiency and effectiveness</b>	6.1 Assuring financial efficiency and effectiveness	6.1.1 Developed monitoring systems of financial activities and linked with UGC / Department of Treasury for financial requirement
	6.2 Assuring efficient administrative system	6.2.1 Leadership and motivation of all staff to be aligned with the vision and linking performance to the stated goals. 6.2.2 Application of new strategies in administration for operational success 6.2.3 Established IT based systems to manage Finance aspects, assets, and continuing development for systems for examination and students' statistics
	6.3 Enhance the efficiency of academic services	6.3.1 Formulated all degree programs based on UWU theme with strong interdisciplinary and entrepreneurial character 6.3.2 Evaluating academic staff on lecturing & mentoring, research and social

		responsibility
	6.4 Maintaining an effective quality assurance system addressing all functional areas	<p>6.4.1 Created quality assurance team / cell for functional areas and conduct review of quality of the areas.</p> <p>6.4.2 Monitoring process review by Management level of the University and recognized correction paths</p>