

**Report on
Graduate Details -2019**

**Aquatic Resources Technology
Degree Programme
(Sixth Batch)**

Report on Graduate Details- March 2019

This report includes details of graduates from 6th batch after completion of the two month period from the effective date of their degree.

Degree Programme : Aquatic Resources Technology

Batch : 2014/2015

Number of Graduates 36

Effective Date of the Degree : 25/01/2019

Date of the Convocation : 31/08/2019

Date of Data Collection : March 2019 (After completion of two months from the effective date of the degree)

Available Information : Employability details
Higher study details

Employability details of graduates of Aquatic Resources Technology Degree Programme after two months from effective date of the degree

1. Employability rate

As shown in the Figure below, 42% of the AQT graduates from 6th batch were employed during the two month period from the effective date of their degree (i.e. 25/01/2019) while 70% of employers are females. 55% of them are currently searching for a job.

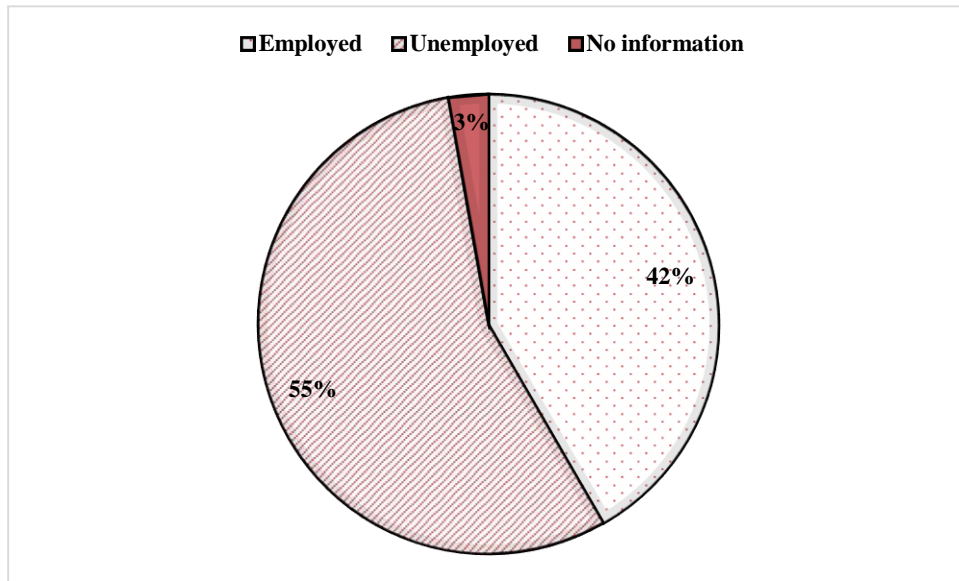


Figure 1.1 Employability rate

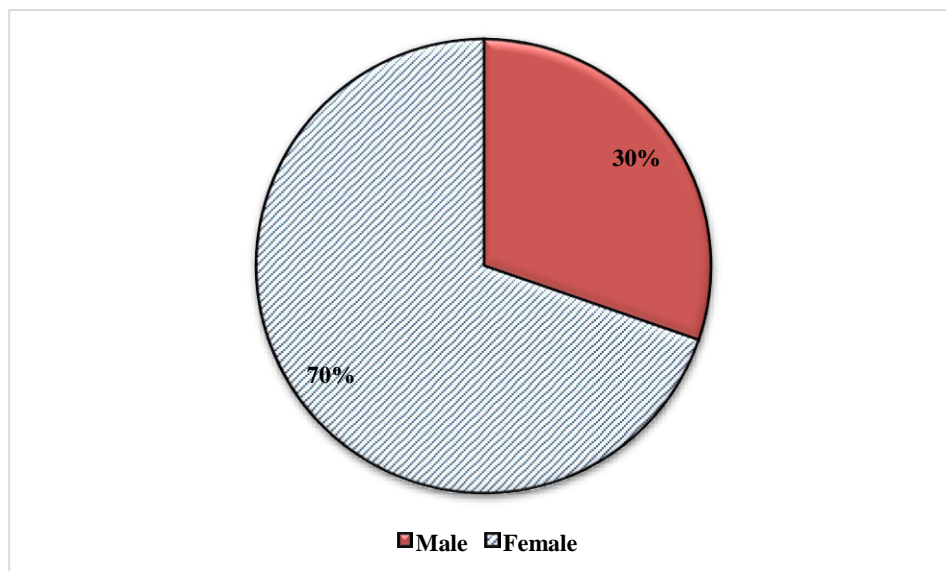


Figure 1.2 Gender distribution of graduates of AQT degree programme in job sector

2. Employability of AQT Graduates by sector

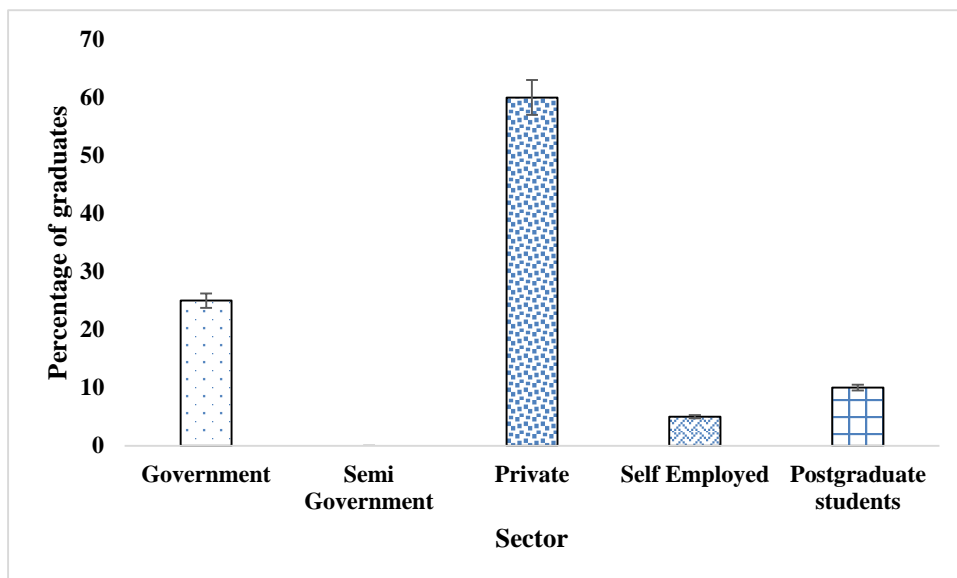


Figure 2.1 Employability of AQT Graduates by sector

A total of 60% of the employed graduates are engaged with private sector employments after two month period from the effective date of their degree and 25% of them are engaged in government sector jobs, while 5% are self-employed, and 10% of the graduates are engaged in higher studies as students.

3. Job titles of AQT graduates

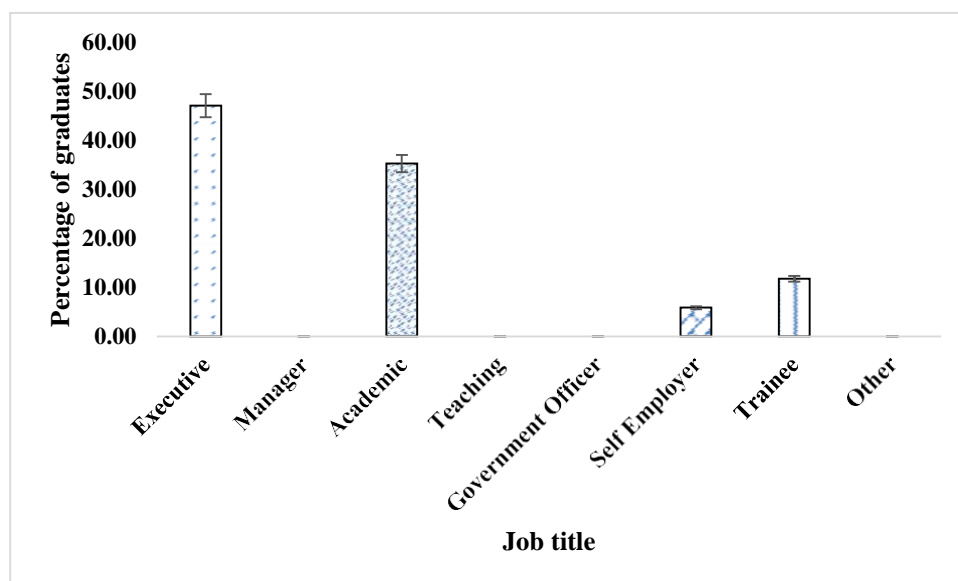


Figure 3.1 Job titles of AQT graduates

Figure 3.1 depicts, the different job titles currently hold by the AQT graduates of 6th batch. Accordingly, majority of the graduates (47.06%) are engaged in executive positions while 35.29% are engaged as academics.

Higher study details of 6th batch graduates of Aquatic Resources Technology Degree Programme

1. Rate of graduates engaged in postgraduate studies

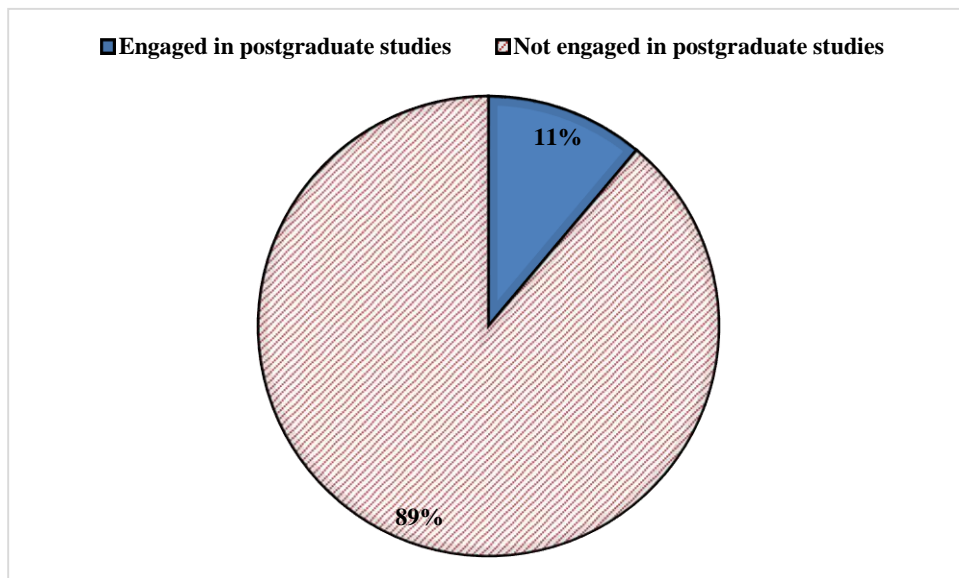


Figure 1.1 Rate of students engaged in postgraduate studies

11% of the AQT graduates from 6th batch had registered for any postgraduate study programme during the two month period since the effective date of their degree (i.e. 25/01/2019).

2. Types of postgraduate studies conducted by AQT graduates

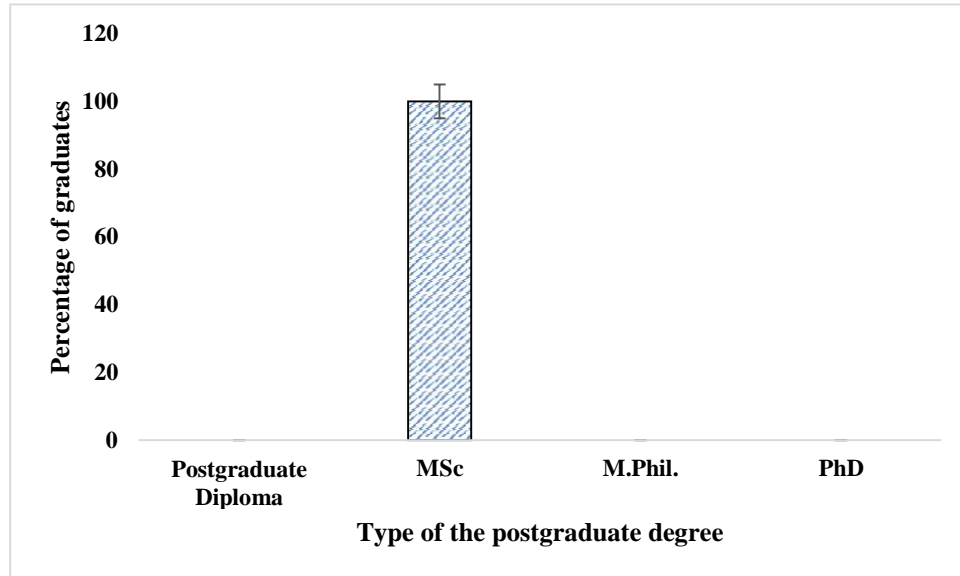


Figure 2.1 Types of postgraduate studies

All the AQT graduates (100%) who are engaged in higher studies from 6th batch are following an MSc degree.

Conclusion

The results of this survey revealed that the employed AQT graduates of 6th batch from Uva Wellassa University of Sri Lanka, are mainly employed in the private and government sectors and they are holding job positions mainly as executives and some of them are engaged in postgraduate studies, following MSc degrees which is supportive them to improve the qualifications in career path. The employability rate is not significantly higher since, the data was collected only after two months from the effective date.